



DOOR COMPONENTS

FOR MENTAL HEALTH

Rigorously tested and designed for the real world
— without compromising on safety or performance.

SAFEHINGE[®]
PRIMERA
LIFESAVING DETAILS

WELCOME TO SAFEHINGE PRIMERA

When we founded Safehinge in 2005, we wanted to develop best in class products that improved people’s lives.

Today, that goal has never been more true – which is why Primera, the market leader in anti-barricade locksets widely used in Mental Health environments, joined us in 2016.

By combining our award-winning design and engineering teams, we can develop even more products for the Mental Health sector – raising the standard of safety, design and durability.

As product designers, we start developing every product from first principles. Along with our team of engineers, researchers and designers, we listen, observe and analyse. Only then can we truly understand the problem before considering how to solve it.

We also take an active part in creating better Mental Health recovery environments through our role on the Board of the Design in Mental Health Network.

We’ve always believed that good design should improve people’s lives. We thank you for considering our products.

SYMPHONY DOORSETS	LOCKSETS & HANDLES <small>FOR MENTAL HEALTH</small>	
DOOR COMPONENTS <small>FOR MENTAL HEALTH</small>	LOAD RELEASE <small>ANTI-LIGATURE FITTINGS</small>	WINDOW HANDLES & RESTRICTORS <small>FOR MENTAL HEALTH</small>



**Atherleigh Park, North
West Boroughs Healthcare
NHS Foundation Trust
Case Study**

AFL Architects wanted design consistency across the separate psychiatric intensive care unit and adult inpatient rehabilitation wards in this new Mental Health facility in Leigh, Wigan. To achieve this, they chose our electronic locksets throughout, promoting service user independence and restoring dignity. On the dementia ward, they used Oryx handles to create the homely, aesthetic appearance of a domestic door.

CONTENTS

About Safehinge Primera	4
Our product design process	6
Safe and functional door components	9

COMPONENTS

Locksets & handles	10
One-key access with Lifeline	12
Anti-barricade pivot system	14
Concealed door closer	16
Door closer options	18
Retrofit anti-barricade doorstep	22
Metal vision panel bead	24

SPECIFICATION

Technical and information specification	27
Technical summary	29
How to specify and buy	30
Get in touch	32

ABOUT SAFEHINGE PRIMERA

At Safehinge Primera, everything we do is designed to enhance recovery and make lives safer. It's why our products are rigorously tried and tested to withstand the most extreme abuse. And it's also why we're the unrivalled experts in door components for Mental Health, providing superior solutions for challenging environments.

Our award-winning products all focus on **empowering service users** and making them feel valued. Thanks to our passion for research-led design, we do this without compromising on safety or robustness. It's why our products have been embraced by the Mental Health community and are now widely used across the UK.

Because listening to our customers is at the heart of everything we do, we thrive on feedback and regularly embrace inspirational ideas. We also know that working together is crucial to recovery-orientated partnerships. That's why close cooperation is our watchword — and why we understand Mental Health so well and continue to help **reduce the stigma of mental illness**.

We also believe in doing things the right way, guided by our **'Listen, Act, Deliver'** process. So all our products are **rigorously abuse tested** to ensure total compliance and the highest standards in everything from fire regulations and acoustic ratings to abuse tests and anti-ligature assessments.

This commitment to outstanding design and exceptional customer service makes us simply different and helps **you** make informed choices, so service users can feel accepted for who they are.

But don't just take our word for it. Watch our **testing videos**, or ask to see a working **sample**.



DEVELOPING OUR MANY AWARD-WINNING PRODUCTS

At Safehinge Primera, we know that today's mental health units aren't something from a Victorian film on psychiatric care. That's why we want to help create **modern recovery-focused rehabilitation environments**, where service users can regain confidence before returning to the community. To do this, each of our award-winning products is developed through our tried and tested design and engineering process, **'Listen, Act, Deliver'**.

AWARDS

It's not just us that thinks we're doing the right thing. Our products earned rave reviews from customers and partners alike, and picked up several significant awards and commendations, including:

- **Highly Commended – Award for Interior Product**, Building Better Healthcare 2017 (En-suite door)
- **Product Innovation of the Year**, Design in Mental Health Network Awards 2017 (En-suite door)
- **Highly Commended – Product Innovation of the Year**, Design in Mental Health Network 2016 (Collapsible anti-barricade stop)
- **Finalist – Service User Experience**, Design in Mental Health Network 2016 (Acoustic threshold seal)
- **Best Product for Improving the Patient Experience**, Building Better Healthcare Awards 2014 (Anti-barricade pivot system and concealed door closer)
- **Product Innovation of the Year**, Design in Mental Health Network Awards 2014 (Anti-barricade pivot system and concealed door closer)



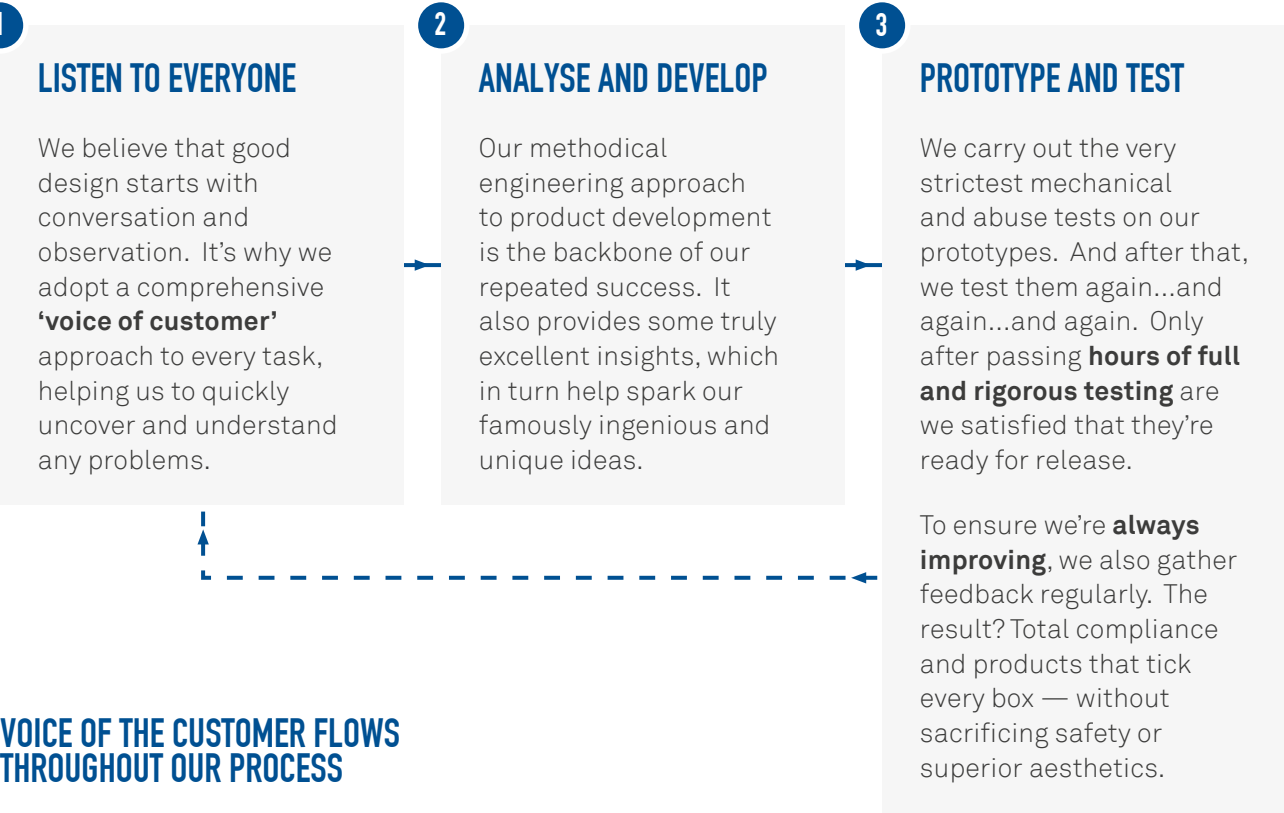
SUPPLIED TO

We're proud of our **longstanding relationships** with a wide range of organisations. You can see a small selection below. These partnerships have stood the test of time because our customers know quality when they see it — and can always rely on us to deliver what we promise.

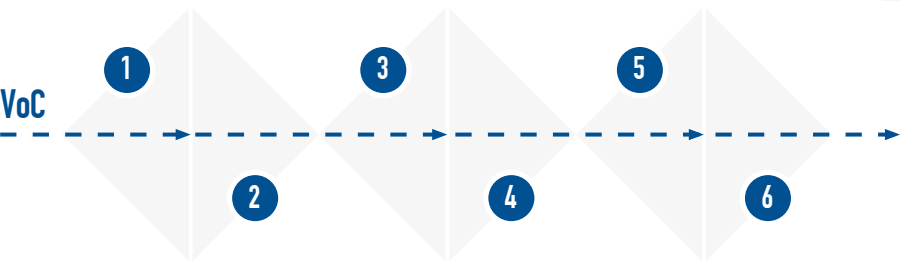
2gether NHS Trust	Mental Health Care
Abertawe Bro Morgannwg NHS Health Board	Mersey Care NHS Trust
Birmingham & Solihull Mental Health Trust	NHS Tayside
Black Country Partnership NHS Foundation Trust	North Essex Partnership NHS Foundation Trust
Bradford District Care Trust	Pennine Care NHS Trust
Cambian Healthcare	Priory Group
Cheshire and Wirral Partnership NHS Foundation Trust	Southern Health NHS Foundation Trust
Humber NHS Foundation Trust	South Essex Partnership University NHS Foundation Trust
Kent & Medway NHS & Social Care Partnership	South London and Maudsley NHS Foundation Trust
Leeds and York Partnerships NHS Foundation Trust	Sussex Partnership NHS Foundation Trust
Leicestershire Partnership NHS Trust	The Retreat, York
Lincolnshire NHS Partnership Trust	Worcestershire Mental Health Partnership NHS Trust

OUR PRODUCT DESIGN PROCESS

Because we're a team of designers, engineers and product specialists, good design is in our DNA. That's why we approach every problem from first principles and leave any preconceived ideas at the door.



VOICE OF THE CUSTOMER FLOWS THROUGHOUT OUR PROCESS



OUR TEST METHODOLOGY

As engineers, we approach testing in a methodical, measurable and repeatable way. Unlike current industry guidance, which focuses on just two or three tests, our products undergo 12 rigorous mechanical and abuse assessments, as well as strict fire and acoustic checks. This ensures they meet:

- ✓ European Standards (EN947, EN948, EN949)
- ✓ Department of Health (Environmental Design Guide: Adult medium secure services)
- ✓ DHF: TS001 (anti-ligature)
- ✓ Fire and smoke compliance BS476:22 (smoke)
- ✓ Acoustic ratings
- ✓ Anti-barricade reliability

WATCH OUR TESTING VIDEOS
www.shp.help/testing

4

DESIGN FOR THE REAL WORLD

From specification and manufacture to installation, maintenance and daily use, we always consider how our products will be **used in real life**, not just in our design workshop.

It means that you can be truly confident in every product and know that they're safe, secure, non-institutional, robust and easy to use and maintain.

5

SOFT LAUNCH

Where the product is trialled in a small number of live, controlled environments.

6

LAUNCH

Only then do we launch our products in a live ward environment – with full confidence in the safety, practicality and robustness of our products.

'Our own rigorous testing, as well as Safehinge Primera's own test evidence, gave us complete confidence in the durability and usability of the product.'

Sussex Partnership NHS Trust



SAFE AND FUNCTIONAL DOOR COMPONENTS

- ✓ Non-institutional
- ✓ Durable
- ✓ Abuse tested
- ✓ Anti-ligature
- ✓ Anti-barricade
- ✓ Fully fire rated
- ✓ Acoustic rated
- ✓ Hygienic

Doors and ironmongery in Mental Health have developed rapidly in the past few years, with a focus on durability, hygiene and anti-ligature features. But this often overlooks the purpose of the environment itself — to aid service user recovery by encouraging openness and social interaction, and create a feeling of equality and self-worth.

That's why, working with designers and architects in the Mental Health and hotel sectors, we take a coordinated approach to product design. It means we create products that meet the strictest technical requirements, yet also **promote service user independence** and help embed a **philosophy of recovery**.

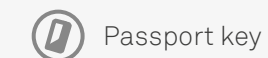
For example, our range of four door closers allows you to choose the exact mode that suits your service users best. They even have an internal brake to **minimise potential abuse**. And our wide range of anti-barricade Safehinge Primera locksets provide a **safe and robust** choice for every setting. So staff can enjoy **peace of mind**, knowing they can **always gain access**, regardless of keyway damage or tampering.

Working closely with the Mental Health community for so many years has given us a thorough understanding of the requirements. That's why we ensure that all our products are robust and built to withstand the most rigorous demands. At the same time, we know the importance of light, textures and colours, so we eliminate metal finishes to make our products **homely** and **less institutional** too.

And, most importantly, we do all this without compromising on performance. So whatever the environment, you can be confident that our best in class door components balance **safety, recovery and durability** – keeping both staff and service users safer.

Key

Compatible with locks using:



Passport key

LOCKSETS & HANDLES

Tried, tested and proven, our Staff Override System (SOS) locksets are **anti-ligature and anti-barricade** to keep service users safer. They're intuitive to use, making life easier for staff and ensuring **fast access** – especially in stressful situations. Plus they're **robust** and ideal for retrofitting, keeping maintenance and installation costs to a minimum.

Customers tell us that while barricades are rare, they must be confident of gaining access quickly. That's why we developed the most complete override locking system on an anti-ligature lockset – our **5-way SOS (Staff Override System)**.

In the most common barricade scenario, the staff key dominates the internal turn/pull (key override), ending the barricade quickly and simply – with the backup of additional override methods to **ensure staff always get in**. We hope you never need it, however, when the moment comes and it helps you overcome determined tampering or manipulation from a service user, it might just save a life.



ELECTRONIC

Specifically designed for Mental Health environments, this is the only electronic lockset with **5-way SOS (Staff Override System)**. Battery-operated, it uses a harmless access card or key fob for day-to-day access. Service users therefore can be given control over their living space, helping them **regain confidence and dignity** while **reducing demand** on staff. The lack of a physical keyway also reduces the risk of tampering – minimising the need to use the emergency override.



MECHANICAL

Our mechanical locks have been used in Mental Health units for more than a decade, and improved along the way. Our standard model comes with **5-way SOS (Staff Override System)**, while **1-way SOS** locksets are suitable for staff-only areas, where the tampering risk from service users is low.

OVERRIDE METHOD	5-WAY SOS	1-WAY SOS
Key	✓	✓
Keyway	✓	
Turn leverage	✓	
Spindle	✓	
Pull advantage	✓	




ELECTRONIC LOCKSET WITH AUDIT TRAIL

Our electronic lockset with Staff Override System (SOS) provides real-time audit, remote programming, and staff time and movement recording. The result? **Improved security, lower admin costs** – and **fewer keys** on the ward.

HANDLES

Robust and anti-ligature, each handle is **tried, tested and proven** in the Mental Health environment. They're also designed for service users with **different needs** and varying levels of **strength** and **manual dexterity**.

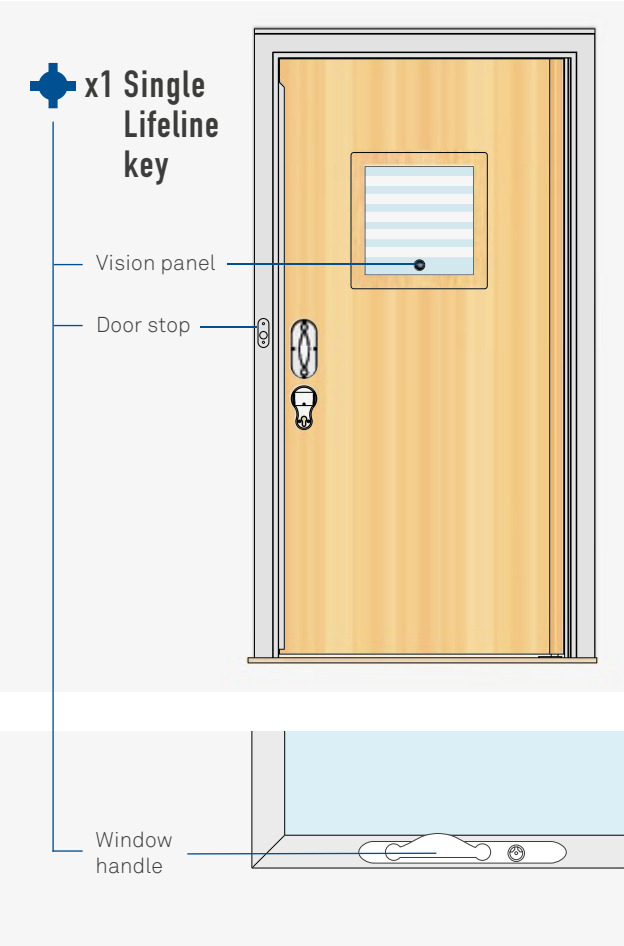


Download our dedicated locksets and handles brochure, or request a printed copy www.shp.help/brochures

LOCKSETS & HANDLES
FOR MENTAL HEALTH

ONE-KEY ACCESS WITH LIFELINE

Clinical teams tell us they need a **fast, intuitive way to access rooms** – especially in stressful situations. That’s why we’ve unified popular locks with a **single staff-only key**. Using our mechanical anti-tamper lockset means just one key operates **vision panels, anti-barricade stops, cabinets and windows**.



IMPROVES ACCESS SPEEDS

With every lock using the same staff-only key, clinicians know immediately which one to use – making access **quicker and less complicated**.

ENHANCES SECURITY

With just one key to carry, the risk of **lost or stolen** keys is reduced. Plus, the patented Lifeline key is only available from Safehinge Primera, minimising the risk of illicit online purchases and ensuring only staff can operate locks – enhancing **security and privacy**.

NON-INSTITUTIONAL

Service users say the jangling of keys on the ward reinforces **feelings of imprisonment**. Our one-key system means fewer keys – reducing anxiety and **promoting recovery**.

WIDELY COMPATIBLE – PROVIDING SAFETY, SECURITY AND SIMPLICITY



WINDOW HANDLES

Unifying door components with our range of window handles cuts the number of keys carried and keeps staff in control of window operation.



ANTI-BARRICADE DOOR STOPS

The closed keyway is compatible with our Movastop (see page 22) retrofit anti-barricade doorstop, as well as Intastop’s removable doorstop*. It also works perfectly with the integrated collapsible anti-barricade doorstop on the Symphony doorset, providing a unified one-key solution for all locks.



VISION PANELS

We know it’s important to reduce unauthorised use of vision panels, for example by using a standard square drive key. That’s why Lifeline is compatible with panels from market leaders like Vistamatic and Intastop, for improved privacy and security.

*The specifier should check the product’s suitability for their application.

EXPLORE LIFELINE IN DETAIL

www.shp.help/lifeline

**SYMPHONY
DOORSETS**
BY SAFEHINGE PRIMERA

ANTI-BARRICADE PIVOT SYSTEM Surehinge



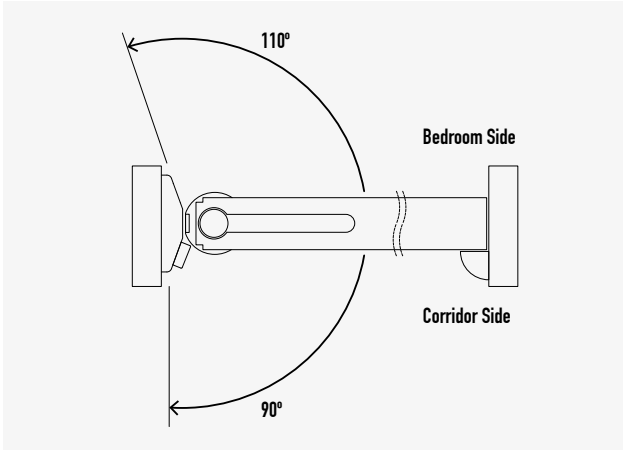
Our customers in the challenging Mental Health sector said they needed a robust anti-ligature and anti-barricade door hinge that aided recovery — so we made it for them.

Our patented ‘no gap’ pivot system successfully addresses the ligature issue, and solves many other problems. Because it opens easily both inwards and outwards, it’s also **anti-barricade** without even having to think about it. Plus, with the right finish, it’s **invisible, non-clinical** and easy to maintain. And, most importantly, it meets the highest possible safety standards, so it’s fire rated for single leaves up to 1100mm, and is the only anti-ligature anti-barricade hinge to be FD60 rated.

Its unrivalled safety is ideal for the field of Mental Health, with tough extra-length pivot straps and fire resistant design protecting both door and service user.

Averting access to fixtures and details like anti-ligature washers helps reduce the risk of self-harm, while the double-swing action prevents the blocking of access to a room. **On-site height adjustment** is simple and quick to carry out. And the curved design and timber effect finishes are **aesthetically pleasing** and less institutional than continuous hinges.

PHYSICAL ATTACK TEST
www.shp.help/testing



Safety - anti-ligature

Both anti-ligature and anti-barricade — meaning no compromise on safety in the Mental Health environment

Fire rated

Quality of design and thorough testing ensures unique FD60 rating, providing an anti-barricade hinge for the extra-wide leaf

Harmonious and discreet

Absence of visible fixings is **less institutional**, plus the sleek, curved appearance and range of timber finishes are aesthetically pleasing

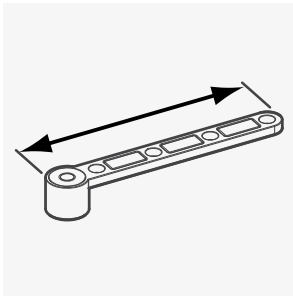
Robust

Extra-long solid stainless steel pivot straps are tough, spreading the load and reducing the need for unsightly pivot protectors. The modular design also minimises maintenance costs

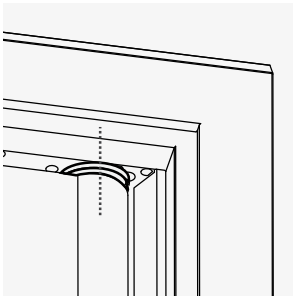
Toughness as standard

To ensure robustness in Mental Health environments, **54mm doors are used as standard**

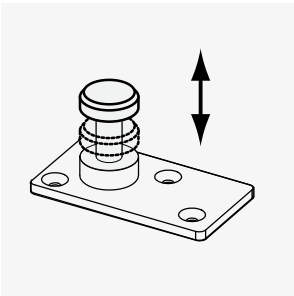
PRODUCT HIGHLIGHTS



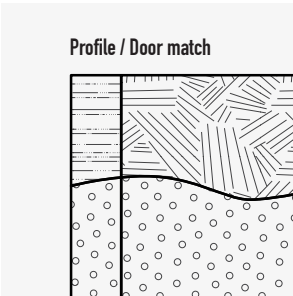
Extra-long pivot straps reduce the need for unsightly pivot protectors



Anti-ligature washers eliminate ligature point found on traditional pivoted doors



Onsite adjustment means installers can fit the doorset right first time



Choice of colour or timber foil makes the hinge look less institutional

CONCEALED DOOR CLOSER Sureclose

In partnership with
dormakaba




We always listen to our customers. So when they said they needed a reliable anti-ligature overhead concealed door closer throughout their buildings, we got to work.

After collaborating with the experts at dormakaba, the global market leader in door closers, the result is a **concealed double-swing closer** that's robust, secure and simple to fit. Available in four different versions, each designed for anti-barricade doors, it's perfect for every modern Mental Health scenario. And because it offers a full range of options, just like any other project, it completely changes the rules for Mental Health door design.

Although designed for different **recovery-focused rehabilitation** environments, each version has the same advantages. Easy to install, it's strong, durable and versatile, with **no floor excavations required**. The concealed transom design is fitted in the frame head, so successfully avoids ligature points. It also offers improved fire safety and minimises smoke and light leakage. And as well as an impressive back check function, the adjustable power rating measures up to every modern safety standard.





SURECLOSE SLAM SHUT TEST

www.shp.help/testing

Safe, hygienic, anti-ligature
Self-contained design is hygienic and, most importantly, anti-ligature

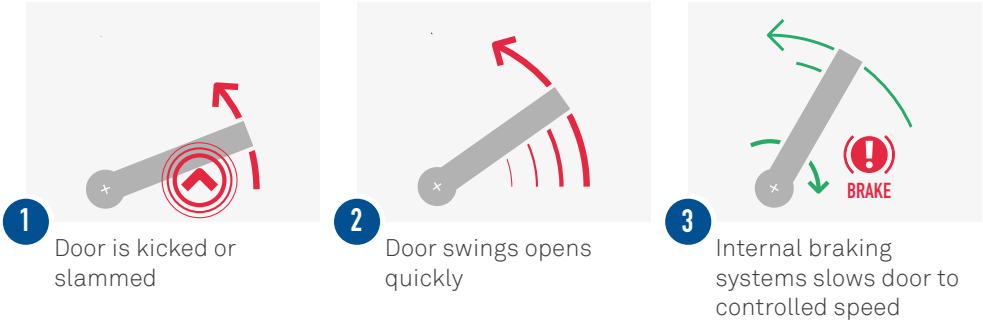
Reduced service user disruption
Absence of floor excavations is ideal for refurb, modern construction and areas with underfloor heating, promoting **faster recovery**

Door control – safer for all
The powerful back check function reduces abuse to doors and keeps staff safe, slowing the door's opening speed when kicked or slammed

Adjustable
Mechanical closers' power rating and closing speed can be modified once installed, ensuring opening force compliance

Double swing
Choice of closing options to suit most Mental Health and Dementia doors, allowing anti-barricade or emergency access where needed

DOOR CONTROL – BACK CHECK FUNCTIONALITY



Internal brake function as standard slows door under extreme force, eg kick or slam. Powerful back check function protects staff from door being used as a weapon and defends door from damage, increasing its lifespan.

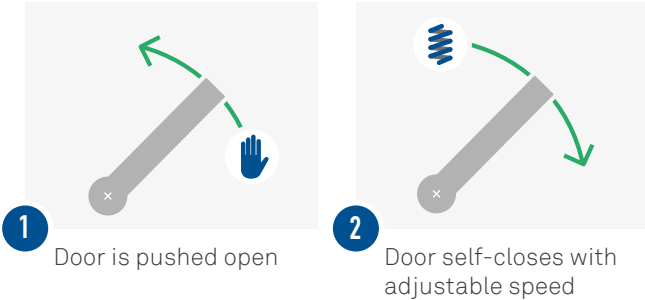
DOOR CLOSER OPTIONS

Our choice of bedroom and communal door closers accounts for fire and staff safety, maintenance costs, and service user comfort and monitoring. After all, a bedroom is the service user's only personal space – so it needs to be special.

STANDARD

Automatic mechanical closer which maintains fire compartments and ensures staff safety

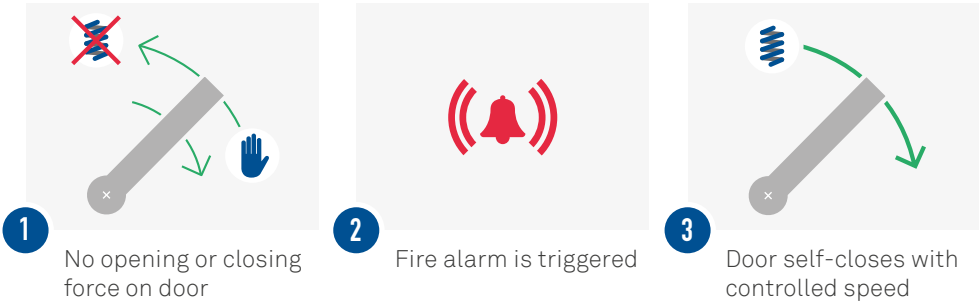
When the door is opened, it will self-close when released. With an adjustable power rating, the opening force can be specifically set for the size and weight of the door, ensuring they close and latch correctly – eliminating the annoying slam caused by non-adjustable closers. Plus the back check internal brake prevents the door being slammed or weaponised – improving safety and minimising maintenance.



FREESWING

No opening force, ideal for leaving doors open for observation

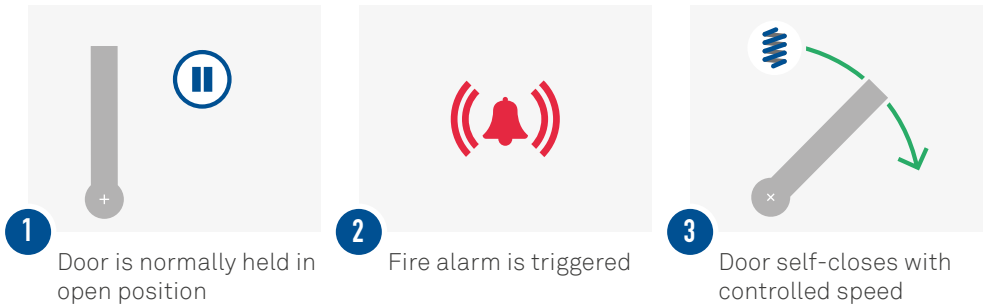
With no closing force, our Freeswing closer is less institutional, operating like a normal door at home. This also means that bedroom doors can be left ajar for better observation, removing the temptation to prop them open and put fire safety at risk. It's also easy to use by service users with reduced strength. Plus the closer is linked to the fire alarm, ensuring the door self-closes when needed.



HOLD-OPEN

Doors stay in the open position day to day, ideal for creating open, spacious environments

The concealed hold-open (EMAG) closer safely keeps door open – allowing easy movement through a building, reducing barriers and promoting independence. Surface mounted options are often prone to abuse and can look institutional, so our fully concealed unit is ideal for abusive environments and where designers want spaces to feel more normalised. Plus it's linked to the fire alarm, automatically closing to maintain fire compartments.



EXPLORE EACH OPTION

www.shp.help/sureclose

CASE STUDIES

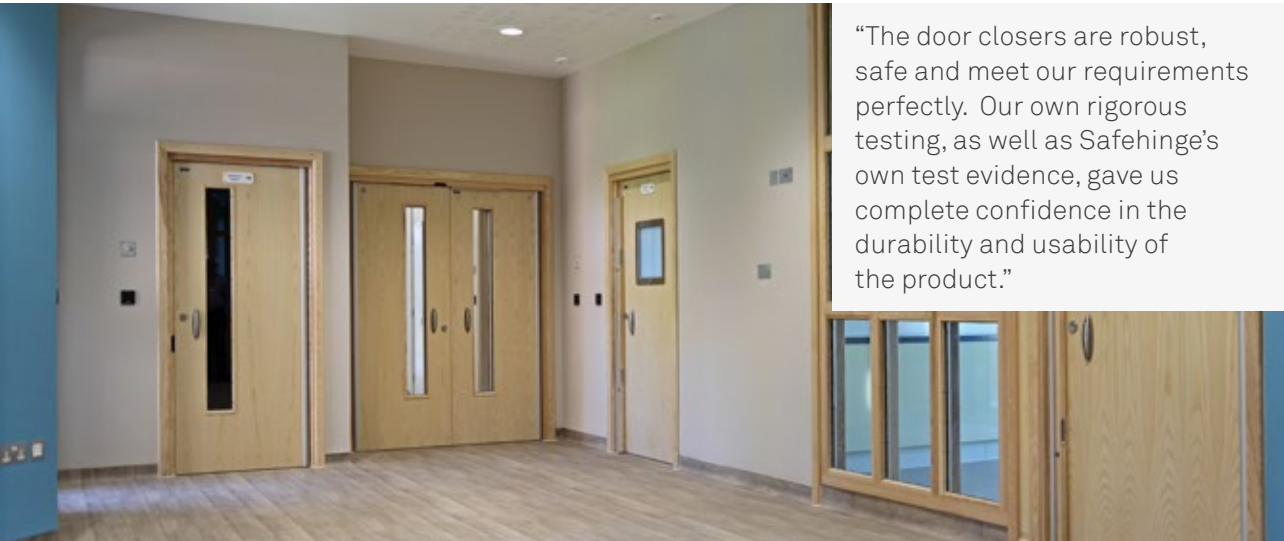
HELLINGLY CENTRE, SUSSEX PARTNERSHIP NHS TRUST

The Hellingly Centre had significant problems with floor sprung door closers fitted during a previous project. They were therefore keen to find a door closer specifically designed for the challenging Mental Health environment. Our concealed transom door closer (Sureclose) provided the answer.

Sussex Partnership approached us after a ward refurbishment caused them significant issues with floor springs. Doors were either slamming or not shutting fully, creating both a security risk and unnecessary distress among service users.

To ensure they got a closer that worked first time, we recommended Sureclose. Fitted to the frame head, and with an adjustable power rating and closing speeds, it's the ultimate concealed door closer. After carrying out Department of Health medium secure abuse tests and browsing our online test database, Sussex Partnership were confident it was the right solution too.

To meet their needs, they used our standard mechanical closer on bedroom doors for **self-closing at a controlled speed**. On corridor doors, they chose our electro-magnetic (EMAG) hold-open option, which created more open spaces while maintaining fire compartments. The result? Safe and robust door closers that **enhanced security** and ensured a **peaceful ward environment**.



“The door closers are robust, safe and meet our requirements perfectly. Our own rigorous testing, as well as Safehinge’s own test evidence, gave us complete confidence in the durability and usability of the product.”


DUDHOPE HOUSE, NHS TAYSIDE

When this new CAMHS facility was looking for a single door closer system for multiple uses, they chose our concealed transom door closer. We installed the freeswing closer option on bedroom doors, and EMAG hold-open and standard mechanical closers elsewhere on the project – providing the best of both worlds for every type of door without compromising on safety.

When NHS Tayside built this new 12-bed unit, detail was everything. So as well as offering the ultimate in safety, the door closers had to feel homely and let service users decide whether to keep rooms open or shut, and still allow staff easy access and observation.

Our concealed overhead freeswing door closer ticked every box — and more. With no closing force during day-to-day use, it behaves just like a domestic door, so assists with normalisation. It also gives service users and staff the choice of keeping the door open. Yet it automatically self-closes in the event of an alarm, ensuring fire compartments are maintained. Plus the back check function provides an internal braking mechanism, **minimising potential abuse** that could damage the door.

As well as being easy to install, it’s the only freeswing door closer that’s **anti-ligature** and **anti-barricade** too. So when it comes to safety and performance, it provided peace of mind on every front.



“The freeswing option helps create a homely environment for service users, with no sacrifice on safety”

RETROFIT ANTI-BARRICADE DOORSTOP Movastop

Our retrofit anti-barricade doorstop combines durability and safety with a non-institutional aesthetic. Compatible with pivot or continuous hinge systems, its unique rapid release mechanism means doors can be opened outwards by staff at any time within just 15 seconds. It's available in a range of finishes, including timber effect, to blend into the design scheme.



Quick retrofit

Simple and fast to fit to existing doorsets

Discreet

Timber finish provides unobtrusive non-institutional appearance, with minimal visible fixings

Rapid removal

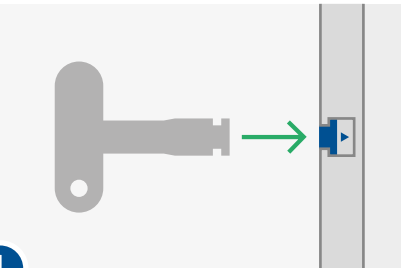
Speedy release mechanism and ease of use prevents door being barricaded

Durable

Reinforced aluminium and steel construction can withstand high impact

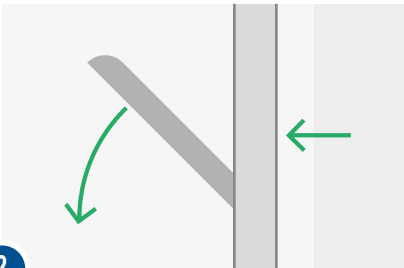
Closed keyway system

The staff-only key system prevents service users operating the stop – enhancing ward security and privacy



1

Insert staff-only Lifeline key and turn to release doorstop



2

Grip handle and pull down to remove doorstop



3

Store doorstop securely in anti-ligature parking station



EASE OF RELEASE

The vertical release mechanism ensures that it's **always easily removed**, even with force being applied from inside the room. A single point of operation makes removal quick and intuitive for staff. Plus, using the staff-only Lifeline key drive ensures that it can't be removed or operated by service users.



SECURE PARKING

Securely parking stations are fitted beside each door on the corridor wall. Staff can remove and park the stop in under 15 seconds. Once the incident is over, the staff key allows the stop to be reinstated for normal use.

METAL VISION PANEL BEAD Sureview



Thanks to our passion for feedback, we see things the way our customers do. That's why we designed a robust metal vision panel bead with no visible metal fixings on the bedroom side – just like the inside of a front door at home.

The metal glazing bead is robust and durable, yet thanks to its range of finishes, never looks institutional. And the improved edge detailing creates a softer design that's safer and reduces the opportunity for self-harm.

Fire tested and certified, providing just one key for both observations and anti-barricade access, making it simple, quick and easy for staff to use.

Depending on use, the panel is available in it supports two robust thicknesses — 26mm (LSU/MSU) and 35mm (MSU/HSU). And it all comes with Vistamatic's lifetime guarantee.

FINISHES

The robust metal bead is available in a range of finishes to match every doorset, from a metal-plated finish with lacquer to a RAL colour power coat. Each option blends in seamlessly, providing the perfect example of discreet robustness.

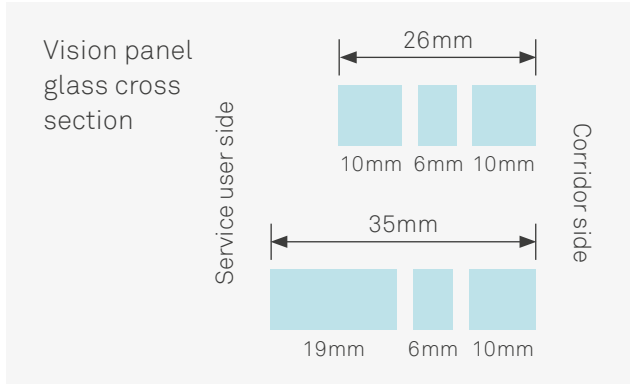


DESIGN AND SHAPE

Our vision panel beads come in a range of colours to blend into any environment. They can be square or rectangle shaped, allowing better observation and light flow and creating a **high quality, recovery-focused environment**.

GLASS THICKNESS

Depending on your requirements, we offer either a 26mm or 35mm vision panel. Like all our products, they're rigorously tested under extreme conditions to ensure they're suitable for challenging environments.



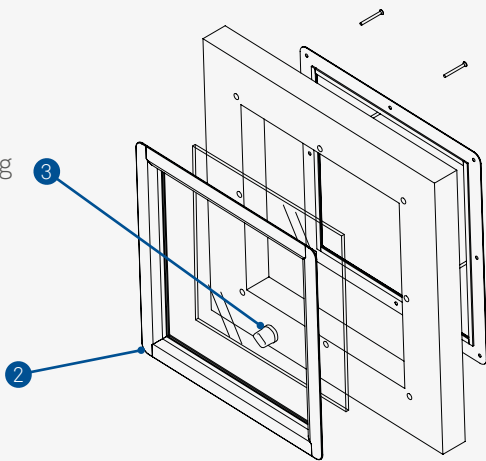
VISION PANEL TEST
www.shp.help/testing

Bedroom Side

Corridor Side

The thumb-turn is set back from the door surface, making it harder to use for self-harm

Beading has a curved edge on bedroom side, minimising the risk of self harm



All fixings are on the corridor side, eliminating additional metal work and from the bedroom space, aiding recovery



TECHNICAL AND SPECIFICATION INFORMATION

Because our products are widely used in Mental Health units, we take technical compliance very seriously. As you'd expect from a company devoted to safety, we're not satisfied until all the i's are dotted and t's crossed.

To ensure we're always improving, we also **gather feedback** regularly. The result is **total compliance** and **robust products** built to withstand challenging environments – without sacrificing on **safety** or **aesthetics**.

This section provides an overview of our technical information, plus details on how to **specify and purchase** our door components for Mental Health.

For more in-depth technical information, including user manuals and installation advice, please visit the Technical section on our website: www.shp.help/tech



PRODUCT SAFETY

At Safehinge Primera, safety is our number one priority. That's why all our products are rigorously designed and tested to the highest standards and come complete with a warranty. It's also why the specifier should always check the suitability of the product for their application and always follow the instructions in our technical manuals.



TECHNICAL SUMMARY

	Surehinge	Sureclose	Movastop	Sureview
Description	54mm pivot and curved aluminium profile	Concealed transom closer for use with Surehinge	Removable anti-barricade door stop	Metal vision panel bead for Vistamatic panels
Fire rating	FD60	FD60	Up to FD60	FD30
Finishes	RAL colour Timber foil	RAL colour Satin stainless steal	RAL colour (to order) Powder coat: White, Oak	RAL colour Stainless steal Powder coat: Timber
Notes	Max opening angle: 100 degs	Configurations: Standard (mechanical): EN2-5 EMAG Hold Open: EN4 or EN5 Freeswing: EN4 Max opening angle: 100 degs		Dimensions: 404x404mm; 800x250mm Panel/Door thickness: 26/44mm; 26/54mm; 35/54mm

For full technical product information, visit www.shp.help/tech

Download our dedicated locksets and handles brochure, or request a printed copy www.shp.help/brochures

**LOCKSETS
&HANDLES**
FOR MENTAL HEALTH

HOW TO SPECIFY AND BUY

Our door components are available through our nationwide network of architectural ironmongers and door manufacturers.

However, we believe the sum of our partnership is greater than its parts – especially in the challenging environments where our products are used. It's why we still like to take an active role in the specification process. So you'll often see us working alongside our door and ironmongery partners in meetings or on specifications.

Our door and ironmongery partners can also help you specify and supply a complete doorset solution from one source, using the door components that we expertly design and rigorously test.

We're always ready to offer support and our technical team is a great source of help and ideas – particularly if you have a specific challenge. They're also happy to arrange samples and product demonstrations.

Please get in touch to discuss a project, find a suitable local distribution partner, or to check that your regular contact knows our products.

Request product samples or printed brochures

If you'd like printed copies of our brochures, can't find something in our brochure, or you'd like a product sample, please contact our specification team.

Our specification team serves the whole of the UK, so we're always nearby if you fancy a chat. Give our Glasgow HQ a call and we'll arrange for one of our local representatives to drop by and explain things in more detail. For more information, please contact our specification team.



REQUEST SAMPLES & BROCHURES ONLINE

www.shp.help/samples



GET IN TOUCH

Because our door is always open, our dedicated customer service team is happy to help with any door and ironmongery specification enquiries.

We can also organise **site visits and product samples**.

And because we're product designers first and foremost, we always welcome the chance to discuss any challenges you might be facing – and then set to work resolving them.

Our specification team serves the whole of the UK, so we're always nearby if you fancy a chat. Give our Glasgow HQ a call and we'll arrange for one of our local representatives to drop by and explain things in more detail.

Whatever you need, we look forward to hearing from you.

t 0330 058 0988

e info@safehingeprimera.com

w www.safehingeprimera.com

Glasgow office

44 Speirs Wharf
Glasgow
G4 9TH

Blackpool office

Unit 8 Bankfield House
250 Bristol Avenue
Blackpool
FY2 0JF



