



**SAFEHINGE<sup>®</sup>**  
**PRIMERA**



# Ligature-Resistant Bathroom Door

**FOR BEHAVIORAL HEALTH BEDROOMS**

# CONTENTS

Our design ethos

Ligature-resistant bathroom door

Limitations of existing options

Developing the load-release design under 11lbs

Our lifesaving solution

Design collaboration with Hospital Rooms

Who we are

03

04

06

07

08

10

11



VISIT OUR WEBSITE

[www.shp.help/bathroom](http://www.shp.help/bathroom)

# OUR DESIGN ETHOS

At Safehinge Primera, our purpose is clear:

**Together, we design for good.**  
**We help to protect people through vulnerable times.**

We worked together with design experts and clinicians across North America to develop a bathroom door design that can make environments safe, whilst preserving the privacy and dignity of patients facing the journey towards recovery.

This design is created by listening to all of these experts, as well as the patients themselves.

That’s why our ligature-resistant bathroom door is approved by and featured in all three major US design guides for behavioral health:

- Patient Safety Standards, Materials and Systems Guidelines from Office of Mental Health New York
- Veterans Affairs Inpatient Mental Health and Residential Rehabilitation Treatment Program Design Guide
- Behavioral Health Design Guide by Behavioral Health Facility Consulting



# LIGATURE-RESISTANT BATHROOM DOOR

(OMH-NY APPROVED)

PATIENT PRIVACY  
AND DIGNITY WITH  
UNRIVALLED SAFETY

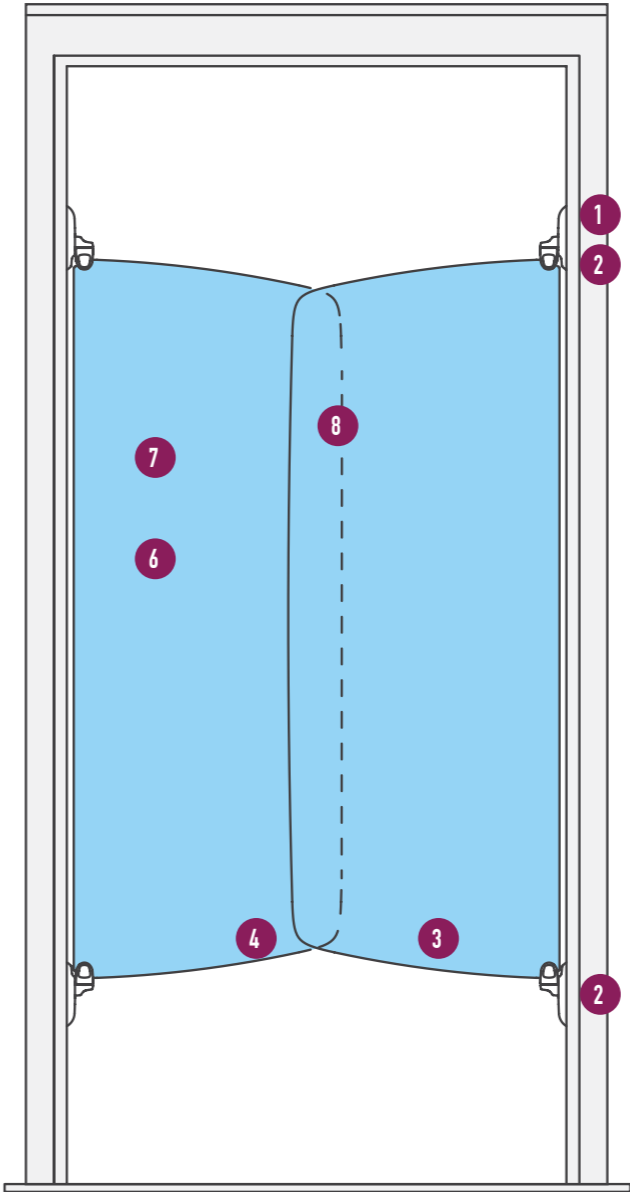
- Bathroom door with no known ligature points
- Provides patient privacy and dignity without compromising on safety
- Our pivot design releases at a weight of less than 11lbs in any direction - the OMH New York safe limit. With options for varying load release weights (<20lbs & <11lbs), you can select the perfect fit to match your specific risk assessment needs.
- Over 6,000 bathroom doors installed globally without incident
- Ultra-lightweight nibs minimize the risk of weaponization
- Magnets secured away inside frame-mounted pivots and inaccessible for tampering or ingestion
- Alternate pivot design to suit specific patient groups can be incorporated, utilizing a higher load release force of 20lbs



DISCOVER MORE

[www.shp.help/bathroom](http://www.shp.help/bathroom)

## FEATURES



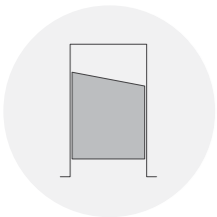
1. Magnetic load release eliminates known ligature risks
2. Top and bottom magnets are self-locating and offer superior hold, minimizing unwanted detachments and removing the need to bend down if the leaves do need reattached
3. Leaves are fire retardant and water-resistant
4. Individual leaves are narrow and flexible, making ineffective weapons or shields
5. Can be fitted to existing door frames in under 30 minutes, minimizing disruption
6. Leaves available in a choice of colors and images, allowing patients to personalize bedrooms
7. Standard sizes to ensure short lead times
8. Leaves overlap for privacy

# LIMITATIONS OF EXISTING OPTIONS

Our robust research process – including first-hand experience in the live ward environment – saw us gather feedback from architects, clinicians and estates teams, exposing the limitations of existing solutions.


- Any two hard surfaces meeting creates a ligature point
- Load release is the only safe option

## CUT-DOWN DOOR



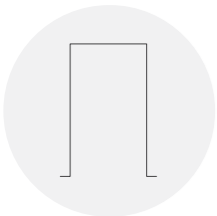
- Multiple ligature risks on door frame, hinge and gap
- Can be used as both a weapon and hiding place

## DOOR-TOP ALARM



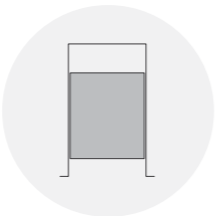
- Low-level anchor points pose risk of bed sheet ligature with alligator roll
- Limits observation when bathroom in use

## NO DOOR/CURTAIN



- Lack of dignity and privacy
- Curtain blocks observation and requires regular replacement
- Doesn't emulate home environment

## SIDE-HUNG MAGNETIC DOOR



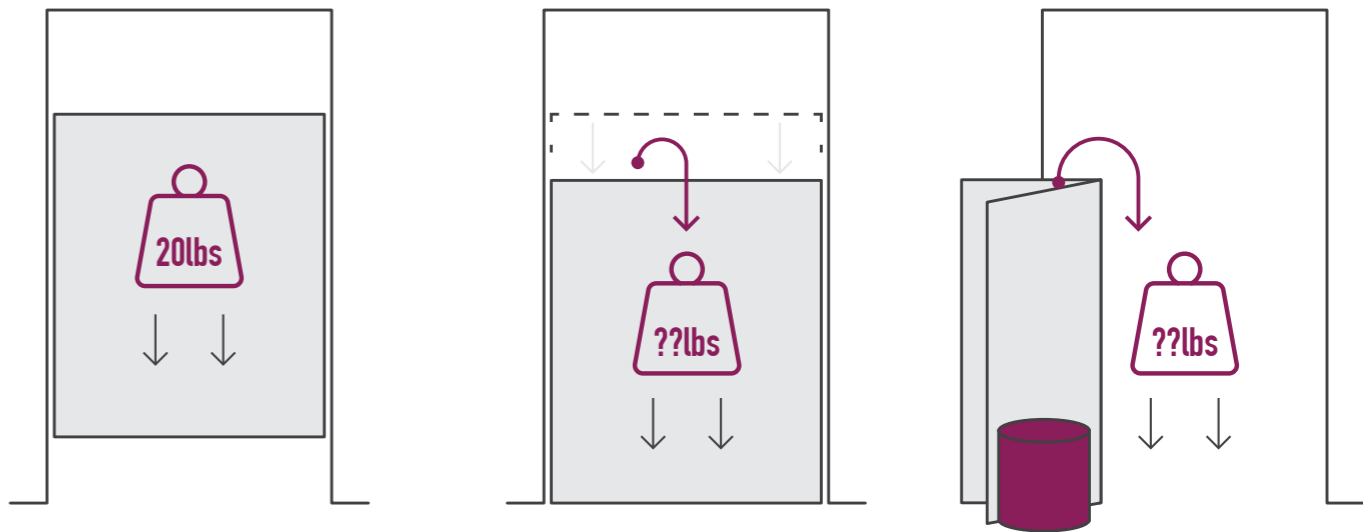
- Side-hung magnets slip too easily day to day and allow anchoring of high forces at certain angles
- Strong magnets in fabric can be removed and swallowed, causing fatal internal injury.

# DEVELOPING THE LOAD-RELEASE DESIGN

Years of research and experience taught us that to be truly ligature resistant we needed to move away from solid, fixed doors all together. Thus we needed a load-release concept.

**When exploring options together with the New York Office of Mental Health they determined that 11lbs is the upper limit for a safe release force. We also offer a < 20lbs load release weight, to suit your risk assessment needs in your behavioral health space**

Testing simple load release doors showed that fitting a single foam leaf directly to the frame magnetically lets you create anchor points in a number of creative ways, well in excess of 11lbs, which the OMH New York deem unacceptable.



We perfected the in-house pivot design to eliminate anchor points on both the hardware AND the lightweight leaves, so even the most creative methods don't result in forces greater than 11Lbs being sustained.

This makes the doors practical in day-to-day use and also allows them to pass the rigorous OMH New York safety testing, which is why it's the only bathroom door they now approve.



**WATCH OUR TESTING VIDEOS**

[www.shp.help/testing](http://www.shp.help/testing)



### ENABLES PARTIAL OBSERVATION; PROVIDES DIGNITY

Like cubicle doors in a leisure center, the door acts as a partial visual screen to preserve patient dignity whilst also allowing head and feet observations to give clinicians peace of mind.



## OUR LIFESAVING SOLUTION

As well as setting new standards for safety and design, our ligature-resistant bathroom door restores dignity and independence. It's cost effective too, saving up to \$4,000 compared to full doors with door-top alarms.



### SUPERIOR LIGATURE PERFORMANCE

Our bathroom door for behavioral health is listed and featured in all three standard-setting behavioral health design guides due to the <11lbs load release.

### SELF-LOCATING MAGNETS; EASY REATTACHMENT

The improved leaves stay firmly in place during day-to-day use and now include self-locating magnets, removing the need to bend down to reattach the leaves if an incident occurs. Magnets are securely housed in the robust frame-mounted pivots.



# DESIGN COLLABORATION WITH HOSPITAL ROOMS

Arts and mental health charity Hospital Rooms are passionately dedicated to transforming inpatient environments into spaces that facilitate creativity, hope and healing.

We truly believe that art has the power to humanize harsh clinical settings and so, with a shared purpose, we partnered with Hospital Rooms to select two of their original artworks to print onto our bathroom doors.

Flags and Flares



Geometric Rainbow



SAFEHINGE  
PRIMERA



HOSPITAL  
ROOMS



FIND OUT MORE  
[www.shp.help/art](http://www.shp.help/art)

# WHO WE ARE

Our customer service and specification teams can help with any queries about our bathroom door. However you choose to get in touch, we're happy to help.

Because we're experienced in behavioral health environments, our team welcomes the chance to discuss any challenges you might be facing, so we can set to work solving them.

Interested in finding out more? We'd be pleased to arrange a free webinar with you to further explain how our bathroom door can help keep patients safe - and answer any questions you may have. Just let us know a suitable time and we'll take care of the rest.

## AS APPROVED BY:



SAFEHINGE  
PRIMERA



# Get in touch

(347) 378 0174

[inquiries@safehingeprimera.com](mailto:inquiries@safehingeprimera.com)

[www.safehingeprimera.com/en-us/](http://www.safehingeprimera.com/en-us/)