

PR3S Secondary Barricade Instructions

5.1 This lockset is equipped with an important secondary barricade override mechanism the installation of which is vital to the safety features of this product. Carefully review diagrams 1-4 below.

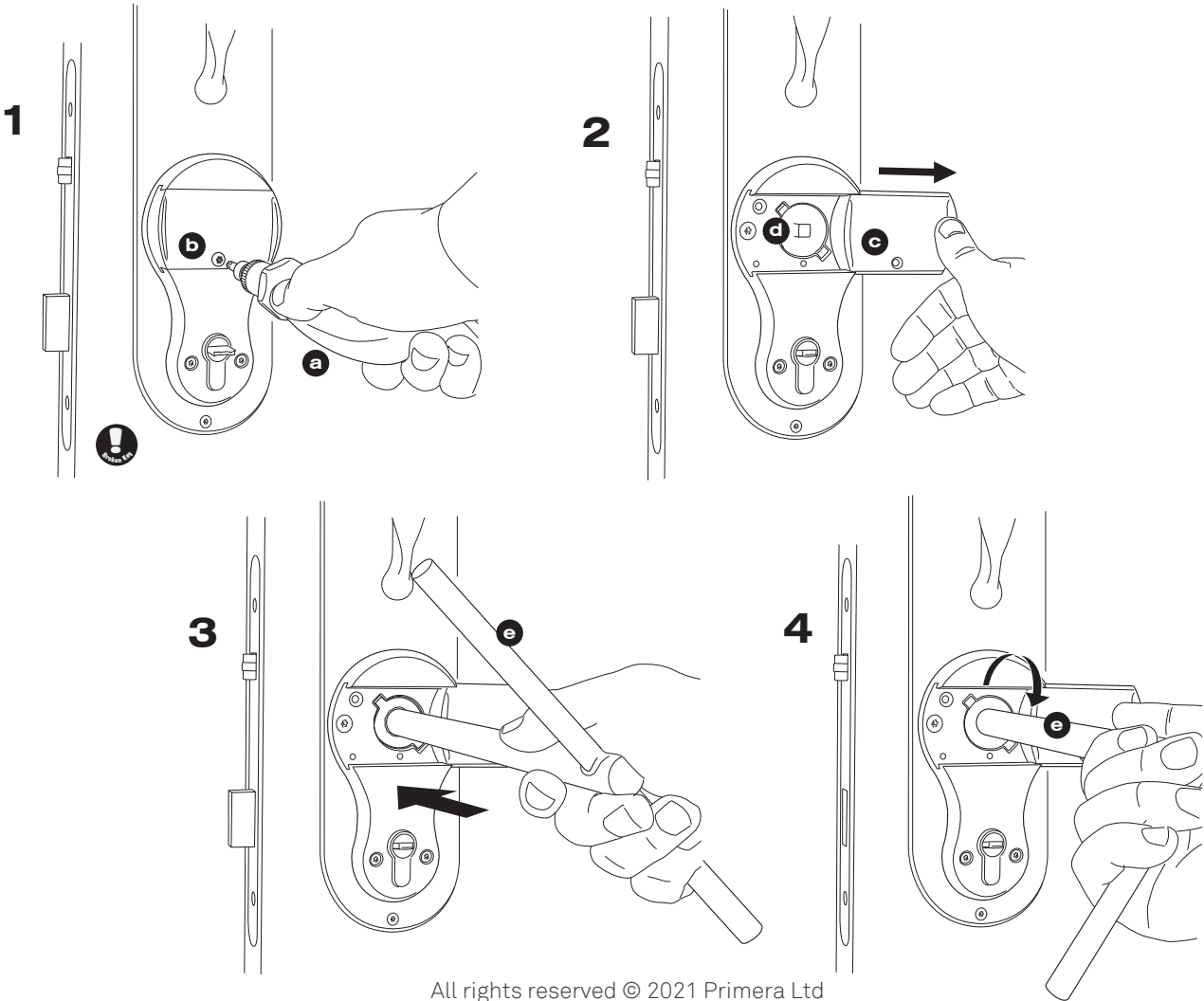
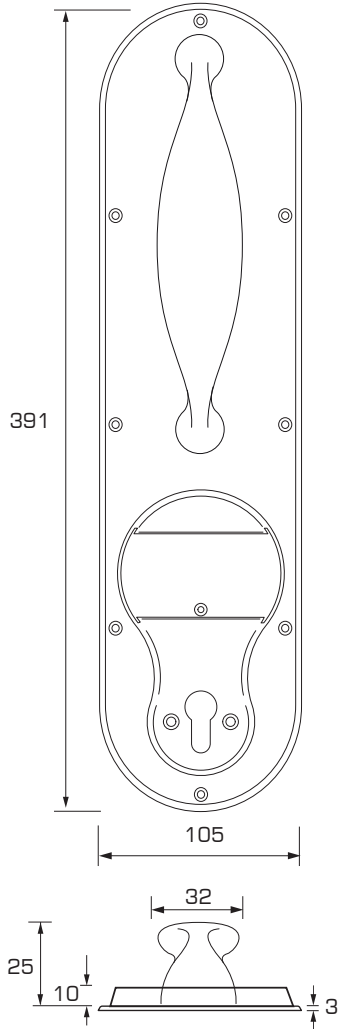
5.2 To install this product correctly the spindle must be accessible when the access slider (b) is opened by removing the button head anti-tamper screw (See diagrams 1 & 2)

5.3 Using the centre of the spindle as a datum (and preferable using a Forstner bit) cut a 45mm dia. hole to create access for the T-Bar Emergency Tool.

5.4 It is essential to ensure that the T-Bar Spindle Key will fit properly to operate the lock in an emergency. This should be verified at the point of installation using the tools illustrated below. **UNDER NO CIRCUMSTANCES SHOULD THIS PRODUCT BE FITTED WITHOUT ACCESS TO THESE TOOLS.**

5.5 Please refer back to page 2 section 6 to complete this installation.

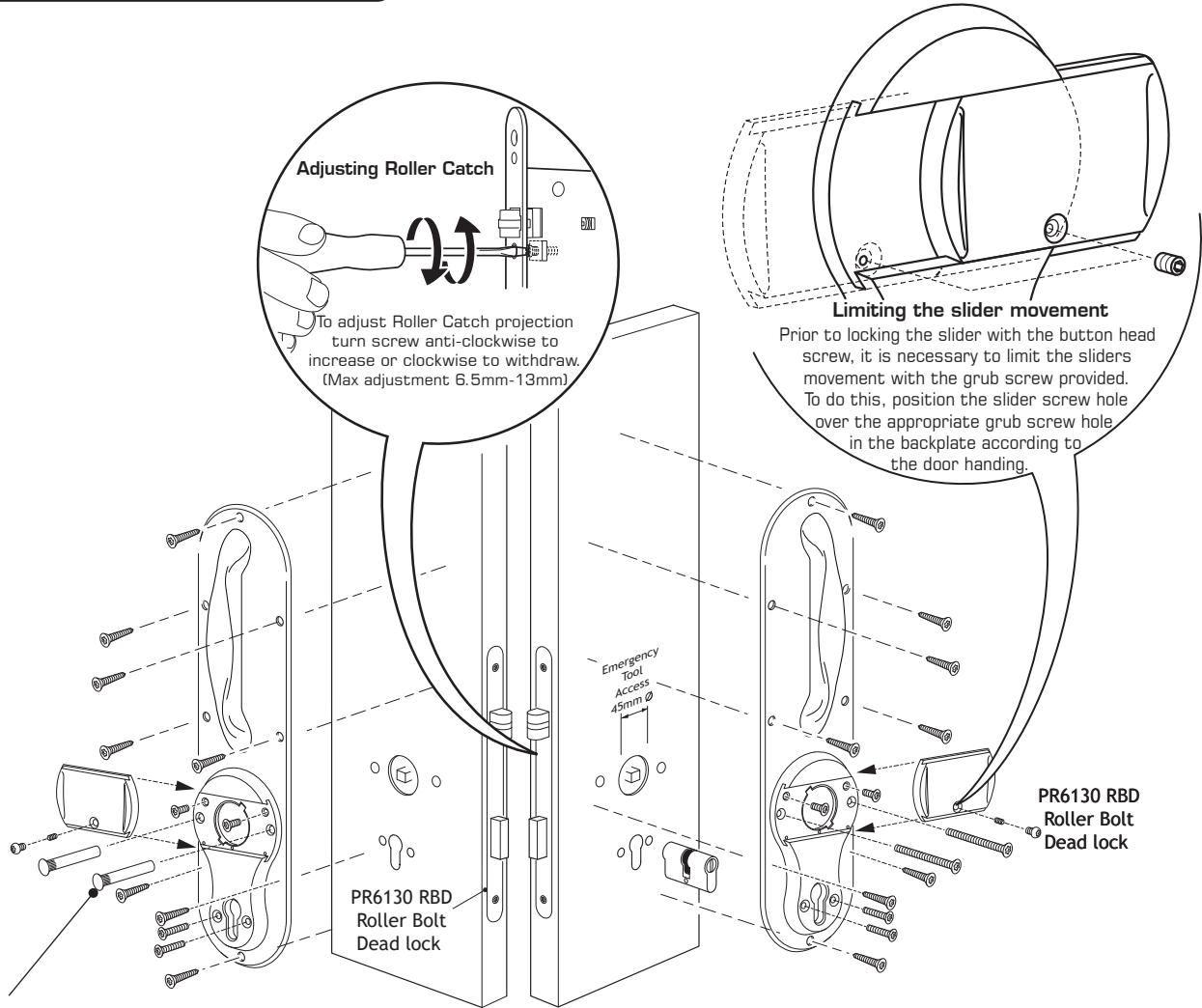
**Note:** The cylinder cut out is made on the external side of the door only and must not go right through the door.



3S-96-729C (TWIN-TECH)  
Anti-Ligature Communal Room Lockset  
SOP122 Revision (2)



Description
Roller Bolt Deadlock 103x235
Spindle Universal 44mm-63mm
Thumb Turn/Pull complete
729C Handle & Backplate x 2
Twin-Tech Escutcheon plate assembly
Fixing Supplied
<b>Note:</b> Unless ordered seperatley the cylinder is not included in this kit.



- Note:** When fitting the knurled nuts, it is necessary to tap it into it's final seated position
- Note:**
- 1: If, when fitting the pull handle, the screws make direct contact with the lock-case, please use the shorter (5/8") screws included in the fixing pack.
  - 2: Standard Primera Products are designed for internal applications only. For external applications products plated to "Service Condition 5" should be used.
  - 3: Only use the anti-tamper screws provided.
  - 4: We strongly recommend that impact drivers are not used to install this product.

Important Note: products are protected by Intellectual Property Rights including UK and Community Unregistered Design Rights, UK and Community Registered Designs and UK Patents and Patent Applications. For further details please contact Safehinge Primera Limited.