



ANTI-BARRICADE DOORSET (SWIFTSTOP)

A complete range of doorsets for Behavioral Health.
Engineered by experts, designed for recovery.

SAFEHINGE[®]
PRIMERA



CONTENTS

Together, we design for good	4
Our zero tolerance mindset	5
Engineered by experts	6
Anti-Barricade Doorset	7
Full Door Ligature Alarm	10
Easy installation	12
Scheduling and BIM	13
Our test methodology	14

TOGETHER, WE DESIGN FOR GOOD

At Safehinge Primera, our purpose is clear:

**Together, we design for good.
We help to protect people through vulnerable times.**

We believe in the greater good; if it doesn't do good, we don't design it. Working together as a team, and with input from people with lived experience, clinicians, facilities teams, and architects, we help to facilitate recovery in Behavioral Health inpatient environments.

By developing doorsets that maintain physical safety, uphold privacy and dignity and promote independence and autonomy, we don't simply provide a 'quick fix'. We support people on their journey.



OUR ZERO TOLERANCE MINDSET



91% of inpatient suicides occur in the patient's bedroom or bathroom



70% of inpatient suicides occur by hanging.

70% of inpatient suicides occur by hanging. Over 53% of these deaths involve a door - door handle or door hinges were the most used fixture point.

Inpatient suicides are not inevitable - especially not on doors. That's why we're asking you to join us in challenging complacency.

Our doorsets are available with the world's first and only Full Door Ligature Alarm, which alerts clinical staff to a ligature attempt via the live status monitoring system - allowing them to act immediately in a situation where seconds are crucial.

ELIMINATE

Our mindset: Why manage risk in areas where you can design it out?

That's why our award-winning Anti-Barricade Doorset has no-known ligature points - addresses the biggest unsupervised risk.

ALERT

Smart technology can alert staff quicker with fewer false alarms - protecting clinical resources.

Our intelligent full-door alarm senses ligature attempts across the whole door - not just the outer edges.

OVERCOME

Our collapsible anti-barricade stop ensures staff can overcome even the most determined barricades reliably and quickly - helping to save lives.

Sources: NVDRS AND THE JOINT COMMISSION'S SE DATABASE, 2018.



FIND OUT MORE

www.safehingeprimera.com/en-us/products/anti-barricade-doorsets

ANTI-BARRICADE DOORSET

Reliable, fast access.
Even under pressure.

- Anti-barricade stop releases reliably, even with internal pressure applied by the patient
- Emergency staff access in just 5 seconds - the fastest in mental health
- Activate from a position of safety with a clear line of sight into the room
- Full Door Ligature Alarm detects ligature attempts across the entire door (optional)

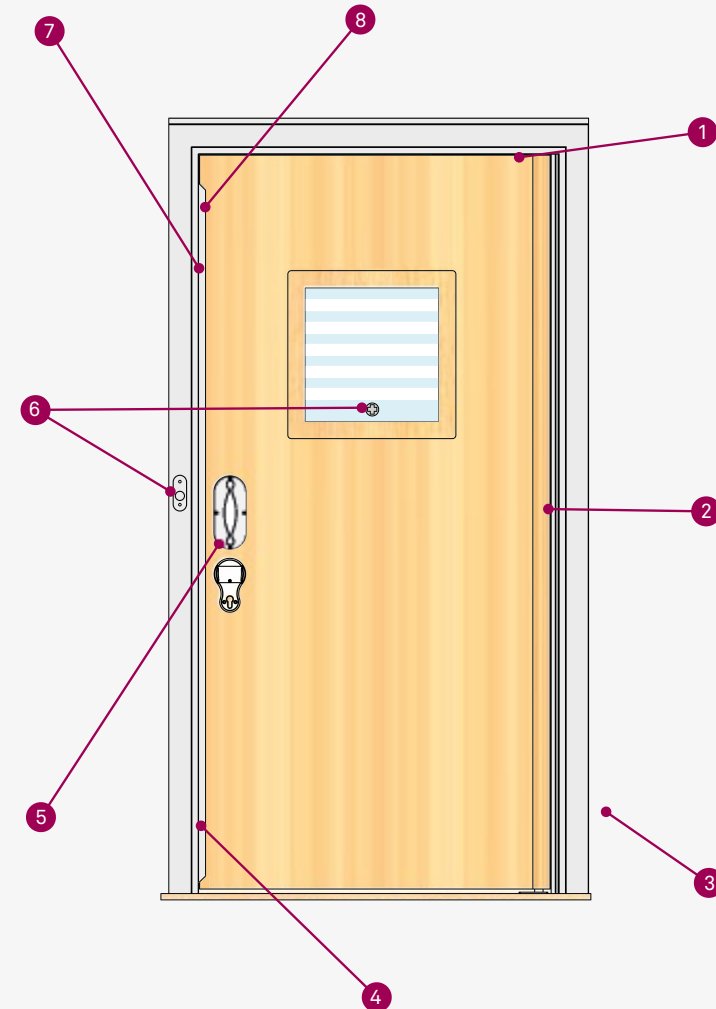


Reliable anti-barricade access in just 5 seconds, even under internal pressure

One key – Lifeline or 8mm square drive – operates the vision panel and collapsible anti-barricade doorstop, so staff can observe and access quickly — keeping service users safer

The only visible metalwork on the bedroom side is the handle – just like at home

Collapsible anti-barricade stop looks just like a regular doorstop, so is less noticeable than a traditional hinged stop, affording a residential feel



Concealed anti-ligature door closer with a range of options, allows you to choose the mode of operation best suited to your care pathway

Discreet anti-ligature pivot system blends in better than a continuous hinge, emulating the home environment

Full-door alarm detects ligature attempts across the entire door – including the top, latch and threshold

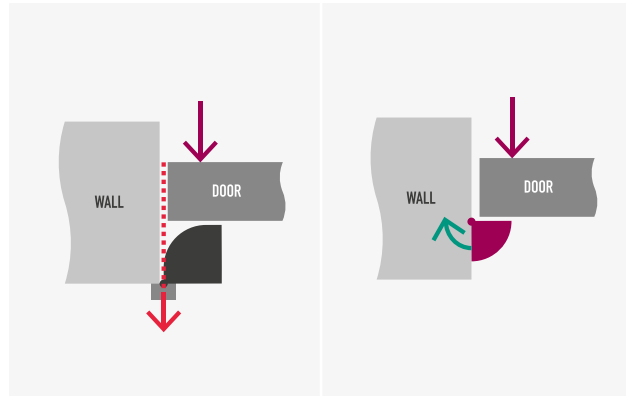
Clinical staff are positioned safely to one side while the stop is released by one hand, so they have a clear line of sight and are able to assess the situation within the room.



DISCOVER MORE

www.safehingeprimera.com/en-us/products/anti-barricade-doorsets


HINGED STOPS VERSUS OUR COLLAPSIBLE STOP



NOT VULNERABLE TO INTERNAL PRESSURE

Like push button stops, if pressure is applied on the inside of the door the hinged stop mechanism suffers increased friction. This can cause it to stick – delaying access and putting the patient at risk.

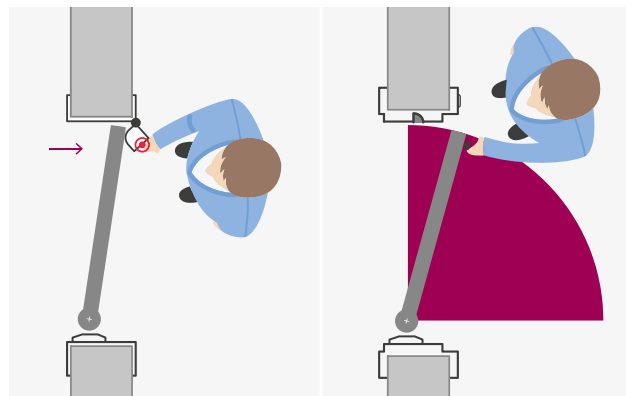
The position of the hinging point on our collapsible stop, means that internal pressure actually helps the door open.



EMULATES THE HOME ENVIRONMENT

You told us that hinged stops are bulky and the exposed hinge knuckle looks institutional – that's why we designed our collapsible stop to be discreet.

Our collapsible anti-barricade stop can be supplied with a square drive key, to coordinate with existing Duralux vision panels.



KEEPS STAFF SAFER

When using hinged stops, staff have to put their hands in front of the door and stand in the swing path - risking injury if a patient rams the door.

Instead, staff operate our collapsible stop with one hand, safely positioned to the side.

THE FASTEST, MOST RELIABLE ANTI-BARRICADE ACCESS

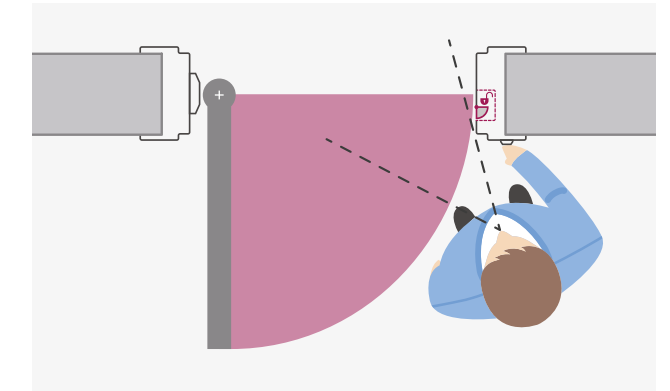
EMERGENCY ACCESS IN SECONDS



A single release point controls the robust multipoint lock, giving staff entry in just five seconds.

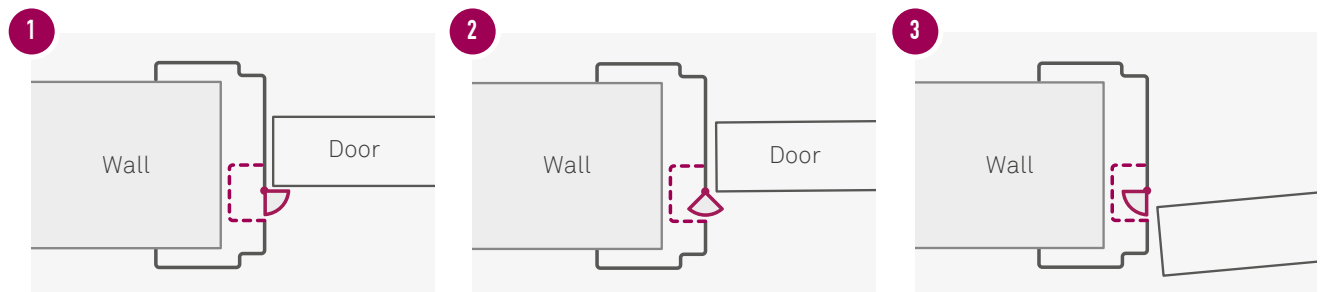
Because of the position of the hinging point on the stop, any internal pressure helps end a barricade.

IDEALLY POSITIONED TO OFFER ASSISTANCE



Staff are positioned safely to the side, so they won't be injured if the door is rammed. With a clear line of sight into the room, they're in the best position to offer immediate assistance.

OPERATION



 **ACCESS IN SECONDS** www.safehingeprimera.com/en-us/products/anti-barricade-doorsets

FULL DOOR LIGATURE ALARM

With live status monitoring

Turning the entire door into a weighing scale, we've developed the world's first and only Full Door Ligature Alarm.



KEY FEATURES

- Addresses ligature risk at all heights - not just the top
- Invisible Full-Door Ligature protection without nuisance alarms
- Filters out false alarms
- Integrates with most staff attack alarm systems
- Wireless system with minimal infrastructure - causing less disruption to live wards
- Unique online monitoring system supports clinical observations by sending staff real-time updates on the status of all alarms from any internet connected device




SUPPORTS CLINICAL OBSERVATIONS

Clinical staff aren't able to be everywhere at once. The Full Door Ligature Alarm immediately sends an alert to the nearest nursing station when a ligature is attempted - helping to fill in blind spots between observations and minimize ligature learning.



UNIQUE ONLINE MONITORING SYSTEM

For increased peace of mind, we've developed a staff dashboard system which allows facilities, maintenance and clinical teams to easily monitor all doors where the alarm is installed. This includes real-time updates on the status of all alarms, prompts for weekly testing and low battery notifications.



SINGLE SOURCE SUPPLY & INSTALL

From specification right through to ongoing aftercare, the wireless system is managed by us - reducing the number of tradespeople involved and giving you confidence that it's installed and monitored by the very people who designed it!



DISCOVER MORE

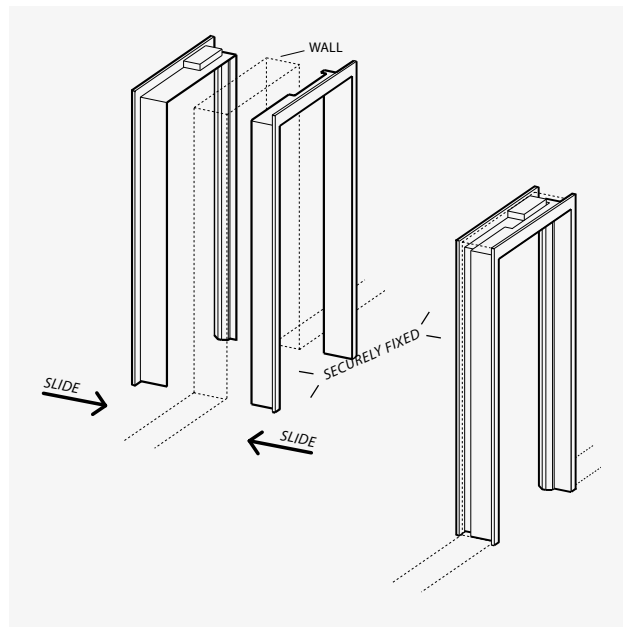
www.safehingeprimera.com/en-us/products/full-door-ligature-alarm

EASY INSTALLATION

You told us that replacing doorsets in Behavioral Health was disruptive and made planning upgrades difficult. So we use a rapid-install frame with integral architrave to ensure easy installation in live ward environments. It minimizes interruptions and cost – and also reduces patient disruption and distress.

Components are pre-finished in any RAL color offsite, so no painting is required – just install it and walk away. The architrave can also be oversized, covering damage from previous door frames, and saving time and money on redecorating. Plus, the integral architrave is more robust than timber, which can be worked loose and used as a weapon.

RAPID-INSTALL: 2-HOUR INSTALLATION



Ideal for live-ward installs, our rapid-install frame allows facilities teams to replace a doorset during a morning or afternoon activity. This helps reduce costs and minimizes disruption to patient recovery.

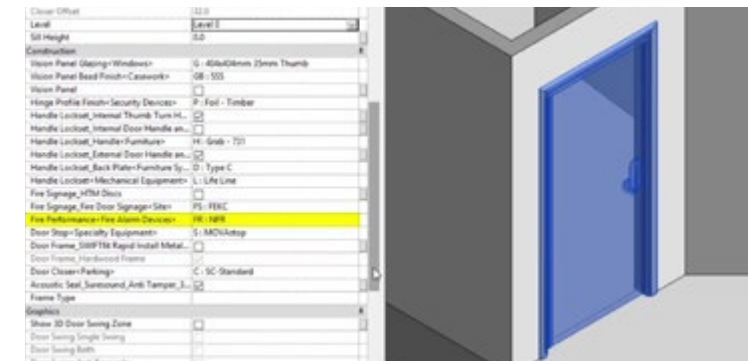
SCHEDULING AND BIM

Our doorset team works with you to specify the most suitable doorsets for performance and budget and then manages the project on-site – ensuring the project is delivered on time, and at our high-quality standard.

This means meetings with the architect and facilities department– surveying the entire site, taking measurements and making recommendations for alterations due to budget and current legislation. We also work with the contractor to provide reassurance and technical support throughout the construction stages.

BIM

Our fully editable BIM models do all the hard work, saving you time and increasing accuracy during the specification and quoting phase. Our built-in specification checker will also let you know when you've tried to combine components that don't work together, so you get the right result every time.



FIND OUT MORE

www.shp.help/bim

OUR TEST METHODOLOGY

As engineers, we approach testing in a methodical, measurable and repeatable way. Unlike current industry guidance, which focuses on just two or three tests, our products undergo 12 rigorous mechanical and abuse assessments, as well as strict fire and acoustic checks.



Body impact test: DD 171
Pendulum swing (EN949) to simulate a heavy body impact – up to 400J



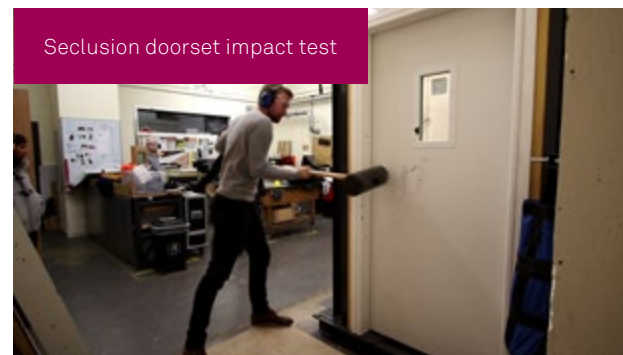
Ligature test
Designed to withstand extreme abuse, the en-suite pivots are tested beyond the levels set by current industry guidance



Vision panel and beading attack – to ensure robustness of the glass in the face of extreme abuse



Physical attack test
Department of Health UK test to simulate kicking and punching



Seclusion doorset impact test
Built to withstand extreme and persistent abuse, our seclusion room door was hit more than 100 times with a paving maul in the same location



Leg press test
The Leg Press test is an internal test to ensure the doorstop always releases, regardless of pressure on the stop from the inside

In the absence of formal test standards for Behavioral Health components, we've developed our own rigorous checks. And because we believe in complete transparency, our tests are recorded so you can discover the lengths we go to in our quest for unrivalled safety and robustness.

 **WATCH TEST VIDEOS**
www.shp.help/testing

GET IN TOUCH

Our customer service and specification teams can help with any queries about our doorsets. However you choose to get in touch, we're happy to help.

Because we're experienced in Behavioral Health environments, our team welcomes the chance to discuss any challenges you might be facing, so we can set to work solving them.

Covering the whole of the US, we'd be pleased to provide you with a demonstration and introduce you to our products in detail, demonstrate mobile samples and listen to your requirements.

t +1 347.506.2114

e inquiries@safehingeprimera.com

w www.safehingeprimera.com

Safehinge Primera, Inc.
177 Huntington Ave, 17th Floor,
Boston MA. 02115

