

Exova Warringtonfire
Holmesfield Road
Warrington
WA1 2DS
United Kingdom

T : +44 (0) 1925 655 116
F : +44 (0) 1925 655 419
E : warrington@exova.com
W: www.exova.com



Testing. Advising. Assuring.

Title:

The Fire Resistance
Performance Of Timber/
Mineral-Based Insulated
Doorsets When Fitted With
'Imperial' 'Banham', 'Benton'
And 'Primera' Locksets

Report No:

169923 Issue 8

Prepared for:

**Guardian Lock & Engineering
Co. Ltd**

Imperial Works
Wednesfield Road
Willenhall
West Midlands
WV13 1AL

Date:

16th January 2008

TABLE OF CONTENTS

SECTION	PAGE
EXECUTIVE SUMMARY	3
INTRODUCTION.....	4
ASSUMPTIONS.....	4
PROPOSALS.....	5
BASIC TEST EVIDENCE	5
ASSESSED PERFORMANCE.....	6
CONCLUSIONS.....	16
VALIDITY.....	17
SUMMARY OF PRIMARY SUPPORTING DATA.....	18
DECLARATION BY GUARDIAN LOCK AND ENGINEERING CO. LTD	21
SIGNATORIES.....	22
ANNEX A – APPROVED LOCKSETS.....	23
ANNEX B – APPROVED LOCKSETS.....	41
ANNEX C – APPROVED LOCKSETS.....	45

Executive Summary

Objective	This report presents an appraisal of the fire resistance performance of timber/mineral-based doorsets when fitted with 'Imperial', 'Banham', 'Benton' and 'Primera' locksets, if tested in accordance with BS EN 1634-1.
Report Sponsor	Guardian Lock and Engineering Co. Ltd.
Address	Imperial Works Wednesfield Road, Willenhall, West Midlands WV13 1AL
Summary of Conclusions	<p>Should the recommendations given in this report be followed, it can be concluded that the 'Imperial', 'Benton' and 'Primera' locksets listed within the tables included in Annex A & B of this report may be fitted to previously tested or assessed (by Exova Warringtonfire, BM TRADA or Chiltern International Fire) insulated timber/mineral-based doorsets, to provide up to 60 minutes integrity performance if tested in accordance with BS EN 1634-1.</p> <p>In addition should the recommendations given in this report be followed, it can be concluded that the Banham locks listed within the tables included in Annex C of this report may be fitted to previously tested or assessed (by Exova Warringtonfire, BM TRADA or Chiltern International Fire) insulated timber/mineral-based doorsets, to provide up to 60 minutes integrity performance if tested in accordance with BS EN 1634-1.</p>
Valid until	30 th June 2023

This report may only be reproduced in full. Extracts or abridgements of reports shall not be published without permission of Exova Warringtonfire

Introduction

This report presents an appraisal of the fire resistance performance of single-acting (or sliding where appropriate) insulated doorsets when fitted with 'Imperial', 'Banham', 'Benton' and 'Primera' locksets. The doorset, onto which the proposed hardware is to be fitted, may be of single-leaf or double-leaf configuration.

The proposed doorsets are required to provide a fire resistance performance of up to 60 minutes integrity with respect to BS EN 1634-1.

FTSG

The data referred to in the supporting data section has been considered for the purpose of this appraisal which has been prepared in accordance with the Fire Test Study Group Resolution No. 82: 2001.

Assumptions

Doorset Specification

It is assumed that the lockset will be fitted to a doorset which has also been previously shown to be capable of providing the required fire resistance performance when tested in accordance with EN 1634-1 or BS 476: Part 22: 1987 in the proposed configuration i.e. single-leaf or double-leaf.

For all locks in Annex A & B the door leaf shall be a minimum of 44 mm thick for 30 minute doorsets and 54 mm thick for 60 minute doorsets

For all locks in Annex C (Banham locks), the door leaf shall be a minimum of 44 mm thick for 30 minute doorsets and 52 mm thick for 60 minute doorsets. Additionally, the leaf construction of 60 minute doorsets shall include sub-facings comprising a minimum of 3 mm thick non-combustible board.

It is also assumed that the doorsets will fully comply with any certification scope or assessed modifications, apart from the modifications specified in this report.

Latching

Where a lock considered by this report does not incorporate a self-latching mechanism e.g. deadlocks, then either the lock must be engaged or the doorsets must have been proven for the required period without the restraint of a latch/lock.

Where a lock considered by this report incorporates a roller bolt latching function, the doorsets must have been proven for the required period without the restraint of a latch/lock.

Supporting wall

It is also assumed that the construction of the wall, which supports the proposed doorsets, will have been the subject of a separate test and the performance of the wall is such that it will not influence the performance of the doorset for the required period.

Installation

It is assumed that the doorsets will be installed in a similar manner to that of the previously tested assembly by competent installers.

Clearance gaps

Door leaf to frame clearance gaps can have a significant effect on the overall fire performance of a doorset. It is therefore assumed that the leaf to leaf and leaf to frame clearance gaps will not exceed those measured for the relevant fire tested doorset. In addition, it is assumed that the door leaves will be in the closed position, and latched where applicable.

Proposals

It is proposed that the 'Imperial', 'Banham', 'Benton' and 'Primera' locksets may be fitted into a previously tested (in accordance with BS EN 1634-1) insulated (timber or mineral composite) doorset which has been shown to be capable of providing up to 60 minutes integrity and insulation in the same configuration as that proposed i.e. single-leaf or double-leaf.

Basic Test Evidence

WF Test Report No. 165592

The test referenced WF Test Report No. 165592 included two single-acting, single-leaf timber based doorsets referenced as Doorset A and Doorset B. Doorset A was of a 30 minute fire doorset construction and included a door leaf of nominal thickness 44 mm. Doorset B was of a 60 minute fire doorset construction and included a door leaf of nominal thickness 52 mm.

Both doorsets were fitted with the same locksets referenced "G72-7000" Euro-profile Cylinder Sashlock, "G9062" Lever roller bolt fire escape deadlatch and "G4060" Tubular latch.

In all instances the lock cases were bedded on 1 mm thick Interdens intumescent on all faces.

The doorsets achieved in excess of their intended 30 and 60 minutes integrity performances, eventually being deemed to have achieved 37 minutes and 65 minutes integrity performances, respectively. The test was discontinued after 73 minutes with integrity in the vicinity of the locksets of the 60 minute doorset still intact.

WF Test Report No. 177153 issue 2

The test referenced WF Test Report No. 165592 included two single-acting, single-leaf timber based doorsets referenced as Doorset A and Doorset B. Doorset A was of a 30 minute fire doorset construction and included a door leaf of nominal thickness 44 mm. Doorset B was of a 60 minute fire doorset construction and included a door leaf of nominal thickness 53 mm.

Doorset A was fitted with a Security double cylinder rim lock (deadbolt version) with 10" box striker referenced "Banham L2000 (Mark II)" which was engaged for the test duration and a Hook bolt double cylinder security mortise deadlock with 10" box striker referenced "Banham M2002" which was disengaged for the test duration.

Doorset B was fitted with a Security single/outside cylinder rim lock (standard latch version) with 10" electric release box striker referenced "Banham EL4000" which was engaged for the test duration and a Hook bolt double cylinder security mortise deadlock with 10" box striker referenced "Banham M2002" which was disengaged for the test duration.

**WF Report No.
397291**

An investigation of two timber-based doorsets, which utilised the general principles of BS EN 1634-1:2014.

For the purposes of the test, the doorsets were referenced Doorset A and Doorset B.

Doorset A achieved 36 minutes integrity performance, at which point the doorset was blanked off to allow the testing of Doorset B to continue. Doorset B achieved 68 minutes integrity performance, at which point the test was discontinued without failure.

Assessed Performance

**Asymmetry of
installation**

As the installation of the locks is asymmetrical the tested arrangements, where the timber-based doorsets opened towards the heating conditions of the test, this is considered to have demonstrated the performance of the locks in the most onerous opening direction. The contribution of the locks to the performance of doorsets opening in the opposite direction to that tested is therefore considered to be at least equal to that of the tested arrangement.

General

It is proposed that previously fire tested (or assessed by Exova Warringtonfire, BM TRADA or Chiltern International Fire) timber or mineral composite based insulated doorsets may be fitted with the 'Imperial', 'Banham', 'Benton' and 'Primera' locksets without detracting from the performance of the doorset.

**Imperial Locksets
(Annex A)**

The performances of the respective doorsets during the test referenced WF No. 165592 are cited to display the ability of the 'Imperial' locksets to contribute towards the required fire resistance performance.

The test included insulated (timber based) door leaves and upon examination of the test report it can be seen that there were no modes of integrity failure, which were either attributable to or co-incident with the performance or presence of the proposed items.

Critical aspects to the performance of a lockset within a doorset are the amount of leaf material which is required to be removed for fitment and also the affect of heat transfer through the steel based lockset, both of these factors can affect charring and burn through performance. The tested locksets were chosen to be representative of the range of locks considered by this appraisal in terms of overall sizes and were judged to reflect the most onerous lock options.

The proposed locksets are of the same basic construction as those tested comprising steel cases with brass or steel latchbolts and/or deadbolts. The nominal dimensions of all the locks considered by this report fall within the range of dimensions of the tested locks in terms of forend and case dimensions. The range listed within Table 1 of Annex A is deemed acceptable.

The integrity performances of the doorsets were recorded as 35 and 65 minutes for the 30 minute and 60 minute doorsets respectively. On reviewing the observations from the test report it is clear that neither of these integrity failures was contributed to the inclusion of any of the locksets. Therefore, the locksets fitted to the 30 minute doorset continued to perform satisfactorily until the doorset was sealed off at 37 minutes. The locksets fitted to the 60 minute doorset continued to perform satisfactorily until the termination of the test at 75 minutes.

The tested G72-7000 Euro-profile cylinder mortice sashlock has an overall case size of 165 mm high by 101 mm wide by 14 mm thick, with a forend height of 228 mm. The case dimensions of this lock are the largest of any of the locks considered, although the forend height is slightly less than the maximum, which at 235 mm, is 7 mm longer than tested. The overrun of performance of the locksets in both doorsets provides sufficient confidence to consider that the slightly taller forend will still be capable of achieving the required periods of fire resistance performance.

The tested G72-7000 Euro-profile cylinder mortice sashlock incorporated a 71 mm double-cylinder. The range of alternative cylinders proposed are all of the same basic construction and material differing only in shape and overall length.

It can be seen that the tested locks achieved well in excess of the required classification period (37 minutes and 75 minutes without failure associated with or coincident to the locks or cylinders). This overrun, combined with the use of a 1mm intumescent sheet material over the entire lockcase, is seen as sufficient justification to permit the required changes in cylinder shape. Furthermore, as the reason for the different cylinder lengths is primarily to suit the thickness of the door into which the lockset is installed, it is reasonable to consider that the alternative cylinders will perform in a similar manner to the tested model.

The proposed ranges include single cylinders, double cylinders and cylinder/thumbturn options. The tested products were double cylinders, this configuration is considered to represent the most onerous application, requiring the body of the cylinder to pass completely through the entire door thickness and lock case, therefore this provides a high degree of confidence that the single cylinders, double cylinders and cylinder/thumbturns will perform for the required periods of fire resistance.

Benton Locksets (Annex A)

The Benton range of locksets included in Table 2 of Annex A are a range of locks based on the Imperial locks previously tested and discussed in this report.

The locks all share the same materials of construction as the previously tested models, with the exception of instances where they include components manufactured from materials of a higher melting point, and their dimensions fall within acceptable limits of those models previously tested and assessed.

It can therefore be reasonably concluded that a positive assessment of the range of Benton locksets given in Table 3 of Annex A can be made.

Use of this range of locksets is subject to the same requirements and limitations as the Imperial range of locksets.

**Primera Locksets
(Annex A)**

The Primera range of locks has again been considered in terms of the similarities of the individual models with the previously tested range of locksets. The range of locks is detailed in Table 4 in Annex A.

Some of the models have previously been included under alternative Imperial product codes, however, all models included in the table have been re-examined and it has been concluded that they are all suitable for inclusion based on comparison with the previously tested locksets.

**Issue 7 –
Additional locks
Annex B**

It is proposed that additional locks as identified below be considered for use with 30 minute and 60 minute timber/mineral-based doorsets, based on the original test data and technical justification:

- Guardian 72mm Series DIN Standard Back Set Sashlock/Deadlock/Latch Range
- Guardian 72mm Centre Sashlock/Deadlock Range
- Guardian G72-7088 Duel Profile Night
- Guardian Push & Pull DIN Standard Back Set Sashlock Range
- Guardian 130mm Backset Horizontal Range
- Guardian Tubular Latch/Deadbolt Range

Full details of the range can be found in Annex B

The Locks/latches identified in Annex B are produced at the same manufacturing location, and are derived from existing products within the assessed range. Furthermore the client has confirmed that all materials used and lock functions in the products are the same as in the derivative lock range.

The additional locks are therefore considered sufficiently similar to the previously tested/assessed locks/latches, as justified above, with the some supplementary comments below.

Previously the G72-7000 Euro-profile cylinder mortice sashlock required the widest lockcase from the range with has an overall case size of 165 mm high by 101 mm wide by 14 mm thick. However, the new range proposed incorporates a series of horizontal locks with a backset of 130 mm and a case width of 152 mm.

This lock does represent a significant increase in recess depth from that currently approved, however, in reality the critical factor is the amount of material in thickness removed between the two faces of the door leaf, and the increased depth into the edge of the door is unlikely to have a deleterious effect on the performance as the amount of material either side of the case remains unchanged.

The inclusion of the Guardian 130mm Backset Horizontal Range of locks is therefore approved for use with both 30 minute and 60 minute applications.

WF Test report No. 397291 relates to additional small-scale fire testing incorporating a PRCASEGA11 Primera anti-ligature roller bolt deadlock and the Benton B0172PP pull roller bolt deadlock. The purpose of the testing was to prove the use of the larger strikeplates associated with these lock ranges, and permit the use of a more traditional multi-layered chipboard door leaf for 60 minute applications.

Doorset A included in test WF Report No. 397291 was a simulated single acting, single leaf doorset with a 44 mm thick graduated density chipboard core and 8 mm thick hardwood lippings. The leaf was hung within a softwood frame. The doorset was fitted with PRCASEGA11 in one edge and the B0172PP. The latchbolts were engaged for the test duration. 1 mm thick Interdens Mono ammonium Phosphate intumescent sheet was wrapped around the lockcase and the same material incorporated behind the forend and strikeplate.

Doorset B included in test WF Report No. 397291 was a single acting, single leaf doorset with a 54 mm thick graduated density chipboard core and 8 mm thick hardwood lippings. The leaf was hung within a hardwood frame. The doorset was fitted with PRCASEGA11 in one edge and the B0172PP. The latchbolts were engaged for the test duration. 2 mm thick Interdens Mono ammonium Phosphate intumescent sheet was wrapped around the lockcase and the same material incorporated behind the forend and strikeplate. Additionally the intumescent perimeter fire seals by-passed the strikeplate by 3.5 mm on each side (except for the latchbolt strike).

On reviewing the observations taken from the test report, there were no integrity failures associated with the locks fitted to Doorset A (E30), for a test duration of 36 minutes; the door was blanked off after 36 minutes to allow the testing of the Doorset B (E60) to continue.

There was no integrity failure of Doorset B (E60). The test was discontinued after 68 minutes.

The doorsets tested were not full size and therefore the locks were not subject to increased distortion associated with full size assemblies. However, as the lock case, forend, latchbolt and strikeplate are of steel these elements will not melt or deform excessively under the test conditions and therefore the ability of the locks to retain the doors in the closed position is not in doubt.

The originally tested locks incorporated the following associated strikeplates:

- G72-700 Euro-Profile Horizontal Sashlock
 - 154 x 41 mm (inc. full height latchbolt lip)
- G9062 Mortice Lever Roller Bolt Escape Deadlatch
 - 140 x 25.5 mm (with 89 x 13.5 mm latchbolt lip)
- G4060 Tubular Latch
 - 70 x 28 mm (with 38 x 18 mm latchbolt lip)
- B0172PP – Pull Roller Bolt Deadlock
 - 235 x 41 mm (inc. full height latchbolt lip)
- PRCASEGA11 – Primera Anti-Ligature Roller Bolt Deadlock
 - 235 x 40 mm (inc. full height latchbolt lip)

These strikeplates represent the largest variant available in each product series, consequently the use of smaller strikeplates are permitted.

Strikeplate with steel back boxes or plastic dust boxes are not permitted.

**Intumescent
Protection (All
locks in Annex A
& B)**

It is a requirement of this appraisal that the 'Imperial', 'Benton' and 'Primera' locksets must be installed within the 30 minute doorsets such that the case is bedded on 1 mm Interdens (Mono Ammonium Phosphate) intumescent to all faces and that a 1 mm thickness of the same material is provided behind the forend and behind the strikeplate.

It is also a requirement of this appraisal that the 'Imperial', 'Benton' and 'Primera' locksets must be installed within the 60 minute doorsets such that the case is bedded on 2 mm Interdens (Mono Ammonium Phosphate) intumescent to all faces and that a 2 mm thickness of the same material is provided behind the forend and behind the strikeplate.

Additional for 60 minute applications only, the intumescent perimeter fire seals shall by-passed the strikeplate by a minimum of 3.5 mm on each side (except for the latchbolt strike).

**Proposed
Doorsets (All
locks in Annex A
& B)**

As stated in this report, the doorset, in the required configuration, will be previously tested (or assessed by Exova Warringtonfire, BM TRADA or Chiltern International Fire) and its performance is therefore not in doubt.

To enable the use of the 'Imperial', 'Benton' and 'Primera' locksets on a range of doorsets, it is necessary to address the available information on the proposed doorset. As this appraisal is intended to be used on a general basis and not restricted to any particular manufacturer of fire resisting doorsets, the following points are given to enable the locksets to be used safely:

- a) The doorset shall carry valid certification or the doorset, including the door frame and associated ironmongery should have achieved 30 or 60 minutes integrity and where applicable insulation, when tested by a UKAS approved laboratory (or assessed by Exova Warringtonfire, BM TRADA or Chiltern International Fire) to EN 1634-1.
- b) If the proposed doorset is to be used in double-leaf configuration the test or assessment evidence should be applicable to double-leaf configuration (square meeting edges only).
- c) The leaves of the proposed doorset shall be of a minimum thickness of 44 mm for 30 minute doorsets and 54 mm for 60 minute doorsets.
- d) The leaves should incorporate hardwood lippings of a minimum thickness of 6 mm and minimum density 640kg/m^3 .
- e) Door frame density - 450 kg/m^3 for 30 minute doorsets and 640 kg/m^3 for 60 minute doorsets.

- f) In the case of roller bolt latch models, these shall only be fitted to previously proven for the required period without the restraint of a latch/lock.
- g) In the case all deadlocks, these shall only be fitted to previously proven unlatched doorsets or must always be locked.

Additionally, the amount of interruption to the intumescent seal specification at the door leaf to frame perimeter clearance gaps should be replicated, or less than that that originally specified for the tested doorset.

Based on the above discussion the lock ranges listed within the tables of Annex A & B are deemed acceptable.

Banham Locksets (Annex C)

The range of Banham locks and associated components is detailed in Table 11 of Annex C.

The performances of the respective doorsets during the test referenced WF No. 177153 are cited to display the ability of the 'Banham' rim and mortice locksets to contribute towards the required fire resistance performance.

Whilst the test report records initial failure of the 30 minute doorset after 26 minutes and the 60 minute doorset after 57 minutes, in each instance the initial failure was remote from the locksets and could not be considered to be as a consequence of their installation.

Review of the test observations shows that no instance of integrity failure occurred to either of the locksets fitted to the 30 minute doorset within the required 30 minute period (the doorset being sealed off at this time to allow continuation of the test for the 60 minute doorset).

The observations also show that the locksets fitted to the 60 minute doorset continued to satisfy the integrity criteria of the test beyond the initial failure of the doorset for the 63 minute duration of the test.

The lock models included within the tested doorset assemblies have demonstrated their ability to be included within fire resistant doorsets without detracting from the performance of the doorset and are therefore positively appraised without further discussion, subject to the requirements of the 'Proposed doorsets' section given later in this report.

It is proposed that in addition to the rim lock and mortice lockset models included in the fire test additional similar models may also be appraised on the basis of their similarity to those models tested.

L2008

The Banham 'L2008' deadlock differs from the tested L2000 and L2000 Mk II locksets only in that it does not include a double cylinder allowing operation via a key from the inside. In terms of the overall dimensions and method of installation it is identical to the tested model. Positive appraisal of the L2008 rim lock is considered acceptable on this basis.

Electronic release The standard 10" box striker normally fitted with the L2000 rim locks was included with the L2000 Mk II fitted to Doorset A and suitable demonstrated is suitability. In addition to the standard strike is it also required that the L2000 may be fitted with an electronic release box striker.

The electronic release version impinges into the door frame to door leaf junction by the same extent, the overall size of the faceplate fixing into the door frame rebate being 256 mm high by 32 mm wide for both versions. However the surface mounted portion of the electronic release striker being slightly larger than standard to accommodate the release components.

To ensure that the electronic release did not pose a greater risk to the performance of a doorset than the standard version Doorset B within the test included an L2000 and electronic release.

Whilst the tested assembly demonstrated the performance of the electronic release when mounted as part of a 60 minute doorset assembly, its similarity in terms of overall dimensions, thickness of faceplate and interruption of the leaf to frame junction, are considered suitable comparisons to enable justification of its use with 30 minute doorsets.

M2008 The Banham 'M2008' model has an identical case to the tested 'M2002' but having a thumb turn on the inside rather than a cylinder. In terms of its installation it does not require any additional material to be removed from the door leaf, nor is it any more onerous than the tested double cylinder lockset.

B7134 The Banham B7134 mortice lock case is identical the Imperial G7134 previously appraised as part of the Imperial range, but includes a larger forend assembly than that model. Comparison of the forend of the B7134 can be made with that of the tested Banham M2002 which has identical dimensions.

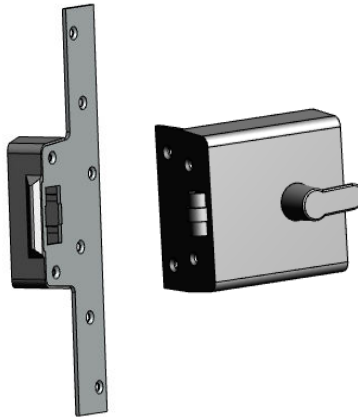
M5000/ 5008 The Banham 'M5000' and 'M5008' Mortice case deadlocks are of the same basic construction and materials as the tested M2002 differing only in that the M5000 is provided with a Euro profile double cylinder and the M5008 a Euro profile cylinder and thumb turn. The Euro profile cylinder requires a slightly smaller hole to be made through the thickness of the door leaf and so can be considered as a less onerous installation than the tested 'M2002' model.

M97 The 'M97' lockset is a 5 lever deadlock similar in overall dimensions to the tested M2002, but having a slightly larger case size at 77 mm wide by 108 mm high as opposed to that of the M2002 at 70 mm wide by 103 mm high. However the lock's forend is 44 mm shorter at 166 mm high and 2 mm narrower at 26 mm wide. Additionally the lockset does not have any cylinder passing through the thickness of the door leaf so requires only a minimal amount of additional leaf material to be removed for its installation.

Given the reduction in forend dimensions and omission of a cylinder the performance of the M97 is considered to be at least equal to that of the M2002. A requirement of its positive appraisal is that the lock shall be provided with the same intumescent protection as included with the tested lockset.

**Issue 7 –
Add FD5000
Roller bolt lock**

It is proposed that the FD5000 Roller bolt lock be added to the current range of approved Banham products, based on the existing WF No. 177153 test data.



In terms of the lock material, it is critical that materials which are combustible or have a lower melting point are not utilised since materials which melt or ignite may advance the burn through of the leaf and therefore lead to a premature integrity failure.

It is critical that the lock dimensions are not increased since the increased mortice required for a large case may lead to an earlier burn through of the leaf or increased strike/forend dimensions may lead to the penetration of flames/hot gases at the leaf edge due to further interruption of intumescent seals and an increase in conducted heat.

In terms of the intumescent protection, it is critical that this is not reduced from that tested, as the reaction of this material when subjected to the heating conditions of the test is essential in limiting the burn through of the leaf and at the leaf to frame gap at the lock position.

Substitution of the alternative lockset may therefore be considered in terms of the critical aspects discussed and where such locksets fall within the scope of the tested locksets, it is considered reasonable to assume that no reduction in the performance of the doorset would be expected as a consequence of their substitution.

The proposed lock is a rim mounted lock with elements of the lock body forend and strikeplate recessed into the edge of the door leaf (95 mm high x 25 mm deep) and frame rebate (256 mm high x 32 mm wide with 95 mm high exposed keep section).

The lock body forend and strikeplate are virtually identical, with the same method of installation to the Banham L2000 (Mark II) fitted to the 30 minute doorset in the WF No. 177153. Therefore this is considered suitable supporting test evidence for the 30 minute application.

The lock body forend is virtually identical, with the same method of installation to the Banham EL4000 fitted to the 60 minute doorset in the WF No. 177153. However, the tested strikeplate was 256 mm high x 32 mm wide with a 130 mm high exposed keep section.

The tested strikeplate can be considered to be a more onerous detail as the exposed keep section being larger will act as an increased heat sink which may result in increased erosion in this area. Therefore this is considered suitable supporting test evidence for the 60 minute application.

On this basis the existing test evidence is considered suitable justification for the use of the FD5000 Roller bolt lock on 30 minute and 60 minute timber/mineral-based doorsets, conditional on compliance with the intumescent protection and doorsets specifications identified below.

The FD5000 has a roller bolt latching mechanism as opposed to a standard deadbolt, allowing egress at all times.

The roller bolt cannot be relied upon to retain the door in the closed position; consequently the use of this lock shall be restricted to doorsets that have been proven for the required period without the restraint of a latch/lock.

Intumescent Protection (All locks in Annex C)

It is a requirement of this appraisal that the 'Imperial', 'Benton' and 'Primera' locksets and the 'Banham' M2002/8, M500/8, M97 and B7134 locksets must be installed within the leaf such that the case is bedded on 1 mm Interdens (Mono Ammonium Phosphate) intumescent to all faces and that a 1 mm thickness of the same material is provided behind the forend.

Additionally the 'Banham' L2000', L2000 MkII' and L2008 shall have a 2 mm thickness of Interdens (Mono Ammonium Phosphate) intumescent fitted behind the faceplate of the rim lock and also behind faceplate of the box striker, as per the tested detail.

Based on the above discussion the lock ranges listed within the tables of Annex C are deemed acceptable.

Proposed Doorsets (All locks in Annex C)

As stated in this report, the doorset, in the required configuration, will be previously tested (or assessed by Exova Warringtonfire, BM TRADA or Chiltern International Fire) and its performance is therefore not in doubt.

To enable the use of 'Banham' locksets on a range of doorsets, it is necessary to address the available information on the proposed doorset. As this appraisal is intended to be used on a general basis and not restricted to any particular manufacturer of fire resisting doorsets, the following points are given to enable the locksets to be used safely:

- a) The doorset shall carry valid certification or the doorset, including the door frame and associated ironmongery should have achieved 30 or 60 minutes integrity and where applicable insulation, when tested by a UKAS approved laboratory (or assessed by Exova Warringtonfire, BM TRADA or Chiltern International Fire) to EN 1634-1.
- b) If the proposed doorset is to be used in double-leaf configuration the test or assessment evidence should be applicable to double-leaf configuration (square meeting edges only).

- c) The leaves of the proposed doorset shall be of a minimum thickness of 44 mm for 30 minute doorsets and 52 mm for 60 minute doorsets. 60 minute doors shall include non-combustible sub-facings of a minimum 3 mm thickness.
- d) The leaves should incorporate hardwood lippings of a minimum thickness of 6 mm and minimum density 640kg/m³.
- e) Door frame density - 450 kg/m³ for 30 minute doorsets and 640 kg/m³ for 60 minute doorsets.
- f) In the case of roller bolt latch/bolt models, these shall only be fitted to previously proven unlatched doorsets.
- g) In the case of roller bolt latch sashlocks and all deadlocks, these shall only be fitted to previously proven unlatched doorsets or must always be locked.

Additionally, the amount of interruption to the intumescent seal specification at the door leaf to frame perimeter clearance gaps should be replicated, or greater than that that originally specified for the tested doorset.

- a) The doorset shall carry valid certification or the doorset, including the door frame and associated ironmongery should have achieved up to 60 minutes integrity, when tested by a UKAS approved laboratory (or assessed by Exova Warringtonfire, BM TRADA or Chiltern International Fire) to BS EN 1634-1.
- b) If the proposed doorset is to be used in double-leaf configuration the test or assessment evidence should be applicable to double-leaf configurations.
- c) Sliding door lock models shall only be used with doorsets previously proven in this configuration.
- d) The critical aspects of the doorset construction are given earlier in this report and shall be replicated on the proposed doorset, in particular for 60 minute doorsets, the necessity for the door leaf to include non-combustible sub-facings.
- e) In the case of roller bolt latch models, these shall only be fitted to previously proven for the required period without the restraint of a latch/lock.
- f) In the case all deadlocks, these shall only be fitted to previously proven unlatched doorsets or must always be locked.

Conclusions

Should the recommendations given in this report be followed, it can be concluded that the 'Imperial', 'Benton' and 'Primera' locksets listed within the tables included in Annex A & B of this report may be fitted to previously tested or assessed (by Exova Warringtonfire, BM TRADA or Chiltern International Fire) insulated timber/mineral-based doorsets, to provide up to 60 minutes integrity performance if tested in accordance with BS EN 1634-1.

In addition should the recommendations given in this report be followed, it can be concluded that the Banham locks listed within the tables included in Annex C of this report may be fitted to previously tested or assessed (by Exova Warringtonfire, BM TRADA or Chiltern International Fire) insulated timber/mineral-based doorsets, to provide up to 60 minutes integrity performance if tested in accordance with BS EN 1634-1.

Review

It has been confirmed by Guardian Lock & Engineering Co. Ltd that there have been no changes to the specification, materials or manufacturing location of the locks and latches considered in the original appraisal referenced WF Assessment Report No. 169923 last issued 26th January 2016.

The data used for the original appraisal has been re-examined and found to be satisfactory. The procedures adopted for the original assessment have also been re-examined and are similar to those currently in use.

Therefore, with respect to the assessment of performance given in WF Assessment Report No. 169923, the contents should remain valid for a further 5 years.

This review is based on information used to formulate the original assessment. No other information or data has been provided by Guardian Lock & Engineering Co. Ltd which could affect this review.

The original appraisal report was performed in accordance with the principles of the UK Fire Test Study Group Resolution 82: 2001. This review has therefore also been conducted using the principles of Resolution 82: 2001.

Validity

This assessment is issued on the basis of test data and information available at the time of issue. If contradictory evidence becomes available to Exova Warringtonfire the assessment will be unconditionally withdrawn and Guardian Lock and Engineering Co. Ltd will be notified in writing. Similarly the assessment is invalidated if the assessed construction is subsequently tested because actual test data is deemed to take precedence over an expressed opinion. The assessment is valid initially for a period of five years, i.e. until 30th June 2023, after which time it is recommended that it be returned for re-appraisal.

The appraisal is only valid provided that no other modifications are made to the tested construction other than those described in this report.

Summary of Primary Supporting Data

WF Test Report No. 165592

Test report relating to the performance of two fully insulated, single-acting, single-leaf, timber doorsets incorporating various building hardware, when subjected to a test in accordance with BS EN 1634-1: 2000 to determine their fire resistance performance.

Doorset A had overall dimensions of 2080 mm high by 1008 mm wide and incorporated a door leaf of overall dimensions 2043 mm high by 944 mm wide by 44 mm thick. The door leaf comprised a flaxboard core, softwood stiles and rails, hardwood lippings to the vertical edges and MDF facings and was hung within a softwood door frame on three steel hinges.

Doorset B had overall dimensions of 2080 mm high by 1005 mm wide and incorporated a door leaf of overall dimensions 2035 mm high by 923 mm wide by 52 mm thick. The door leaf comprised a flaxboard core, softwood stiles and rails, hardwood lippings to the vertical edges, non-combustible board sub-facings and chipboard outer facings and was hung within a hardwood door frame on three steel hinges.

Each doorset was fitted with a Euro-profile Sashlock referenced "G72-7000", a Lever roller bolt fire escape deadlatch referenced "G9062" including full frame mortice key pattern (G9067) and break glass (G9070) and a Tubular latch referenced "G4060". All the mortised components were protected via 1 mm thick mono-ammonium phosphate intumescent material (Interdens).

The specimens satisfied the test requirements for the following periods:

		Doorset A	Doorset B
Integrity	Sustained Flames	37 minutes	65 minutes
	Gap Gauge	37 minutes	65 minutes
	Cotton Pad	37 minutes	62 minutes
Insulation		37 minutes	65 minutes

The test was discontinued after a period of 75 minutes

The locks were not subject to independent sampling.

Test date : 16th July 2007

Test sponsor : Guardian Lock And Engineering Co. Ltd

**WF Report No.
397291**

An investigation of two timber-based doorsets, which utilised the heating and pressure conditions given in BS EN 1363-1:2012.

For the purposes of the test, the doorsets were referenced Doorset A and Doorset B.

Doorset A had overall dimensions of 1488 mm high by 662 mm wide incorporating a door leaf with overall dimensions 1455 mm high by 595 mm wide by 44 mm thick. The door leaf was of a solid graduated density chipboard construction, with 8 mm hardwood lippings to the vertical edges and was mounted in a softwood frame. The doorset was fitted with two morticed locksets as detailed below. The locks were latched for the duration of the test.

Description	Reference
Roller bolt deadlock	B0172PP – 100 – P.
Primera Anti-Ligature Roller Bolt Deadlock.	PRCASEGA11.
Stainless steel lever handles, paired with items 6 and 7	3510 - Modric lever handles
Euro profile Cylinder, paired with items 6 and 7	7419 NB Euro Profile Cylinder with turn.

Doorset B had overall dimensions of 1488 mm high by 673 mm wide incorporating a door leaf with overall dimensions 1455 mm high by 595 mm wide by 54 mm thick. The door leaf was of a solid graduated density chipboard construction, with 8 mm hardwood lippings to the vertical edges and was mounted in a hardwood frame. The doorset was fitted with two morticed locksets as detailed below. The locks were latched for the duration of the test.

Description	Reference
Roller bolt deadlock	B0172PP – 100 – P.
Primera Anti-Ligature Roller Bolt Deadlock.	PRCASEGA11.
Stainless steel lever handles, paired with items 6 and 7	3510 - Modric lever handles
Euro profile Cylinder, paired with items 6 and 7	7419 NB Euro Profile Cylinder with turn.

Doorset A achieved 36 minutes integrity performance, at which point the doorset was blanked off to allow the testing of Doorset B to continue. Doorset B achieved 68 minutes integrity performance, at which point the test was discontinued without failure.

The locks were not subject to independent sampling.

The test was undertaken on the 20th March 2018 and was sponsored by Guardian Lock & Engineering.

WF Test Report
No. 177153
issue 2

Test report relating to the performance of two fully insulated, single-acting, single-leaf, timber doorsets incorporating various building hardware, when subjected to a test in accordance with BS EN 1634-1: 2000 to determine their fire resistance performance.

Doorset A had overall dimensions of 2075 mm high by 883 mm wide and incorporated a door leaf of overall dimensions 2030 mm high by 813 mm wide by 44 mm thick. The door leaf comprised a flaxboard core, MDF stiles and rails, hardwood lippings to the vertical edges and plywood facings and was hung within a softwood door frame on three steel hinges.

Doorset B had overall dimensions of 2080 mm high by 1012 mm wide and incorporated a door leaf of overall dimensions 2038 mm high by 928 mm wide by 53 mm thick. The door leaf comprised a flaxboard core, softwood stiles and rails, hardwood lippings to the vertical edges, non-combustible board sub-facings and chipboard outer facings and was hung within a hardwood door frame on three steel hinges.

Doorset A was fitted with a Security double cylinder rim lock (deadbolt version) with 10" box striker referenced "Banham L2000 (Mark II)" which was engaged for the test duration and a Hook bolt double cylinder security mortise deadlock with 10" box striker referenced "Banham M2002" which was disengaged for the test duration.

Doorset B was fitted with a Security single/outside cylinder rim lock (standard latch version) with 10" electric release box striker referenced "Banham EL4000" which was engaged for the test duration and a Hook bolt double cylinder security mortise deadlock with 10" box striker referenced "Banham M2002" which was disengaged for the test duration.

The specimens satisfied the test requirements for the following periods:

		Doorset A	Doorset B
Integrity	Sustained Flames	26 minutes	57 minutes
	Gap Gauge	30 minutes#	63 minutes
	Cotton Pad	26 minutes	57 minutes
Insulation		37 minutes	26 minutes

Doorset blanked off. The test was discontinued after a period of 63 minutes.

The locks were not subject to independent sampling.

Test date : 13th October 2008

Test sponsor : Guardian Lock And Engineering Co. Ltd

Declaration by Guardian Lock And Engineering Co. Ltd

We the undersigned confirm that we have read and complied with the obligations placed on us by the UK Fire Test Study Group Resolution No. 82: 2001.

We confirm that the component or element of structure, which is the subject of this assessment, has not to our knowledge been subjected to a fire test to the Standard against which the assessment is being made.

We agree to withdraw this assessment from circulation should the component or element of structure be the subject of a fire test to the Standard against which this assessment is being made.


We are not aware of any information that could adversely affect the conclusions of this assessment.


If we subsequently become aware of any such information we agree to cease using the assessment and ask Exova Warringtonfire to withdraw the assessment.

Signed:

For and on behalf of:

Signatories


Responsible Officer (Issue 7) R. Anning* - Principle Certification Engineer


Approved (Issue 7) M. Tolan* - Certification Engineer

* For and on behalf of Exova Warringtonfire.

Report Issued: 16 th January 2008
--

The assessment report is not valid unless it incorporates the declaration duly signed by the applicant.

This copy has been produced from a .pdf format electronic file that has been provided by Exova Warringtonfire to the sponsor of the report and must only be reproduced in full. Extracts or abridgements of reports must not be published without permission of Exova Warringtonfire. The pdf copy supplied is the sole authentic version of this document. All pdf versions of this report bear authentic signatures of the responsible Exova Warringtonfire staff.

Issue 2: Correction of typographical errors pages 5, 6 and 8. Amendment of product descriptions Annex A. (23rd January 2008)

Issue 3: Additional lock references added page 24. (23rd April 2008)

Issue 4: Addition of Banham locksets and additional test evidence. (21st September 2009)

Issue 5: Inclusion of additional locksets including Benton and Primera ranges. (17th November 2014)

Issue 7: 5 year review, plus the additional locks in Annex B and C (25th June 2018)

Issue 8: FD500 amended to FD5000 (23rd July 2018)

Annex A – Approved Locksets

Table 1 – Imperial Locksets	
SHORT NAME	LOCK DESCRIPTION
CON3000,101MM	CON3000; 101MM 3 LEVER SASHLOCK. WITH: 57MM CENTRES; 82MM BACKSET
CON3000,63MM	CON3000; 63MM 3 LEVER SASHLOCK. WITH: 57MM CENTRES; 45MM BACKSET
CON3000,76MM	CON3000; 76MM 3 LEVER SASHLOCK. WITH: 57MM CENTRES; 57MM BACKSET
CON3001,101MM	CON3001; 101MM 3 LEVER SASHLOCK. WITH: 57MM CENTRES; 82MM BACKSET
CON3001,63MM	CON3001; 63MM 3 LEVER SASHLOCK. WITH: 57MM CENTRES; 45MM BACKSET
CON3001,76MM	CON3001; 76MM 3 LEVER SASHLOCK. WITH: 57MM CENTRES; 57MM BACKSET
CON4053,101MM	CON4053; 101MM LATCH. WITH: 82MM BACKSET
CON4053,63MM	CON4053; 63MM LATCH. WITH: 45MM BACKSET
CON4053,76MM	CON4053; 76MM LATCH. WITH: 57MM BACKSET
CON5000,101MM	CON5000; 101MM 5 LEVER SASHLOCK. WITH: 57MM CENTRES; 82MM BACKSET
CON5000,63MM	CON5000; 63MM 5 LEVER SASHLOCK. WITH: 57MM CENTRES; 45MM BACKSET
CON5000,76MM	CON5000; 76MM 5 LEVER SASHLOCK. WITH: 57MM CENTRES; 57MM BACKSET
CON5001,101MM	CON5001; 101MM 5 LEVER SASHLOCK. WITH: 57MM CENTRES; 82MM BACKSET
CON5001,63MM	CON5001; 63MM 5 LEVER SASHLOCK. WITH: 57MM CENTRES; 45MM BACKSET
CON5001,76MM	CON5001; 76MM 5 LEVER SASHLOCK. WITH: 57MM CENTRES; 57MM BACKSET
CON7000,101MM	CON7000; 101MM EURO-PROFILE SASHLOCK. WITH: 51MM CENTRES; 82MM BACKSET
CON7000,63MM	CON7000; 63MM EURO-PROFILE SASHLOCK. WITH: 51MM CENTRES; 45MM BACKSET
CON7000,76MM	CON7000; 76MM EURO-PROFILE SASHLOCK. WITH: 51MM CENTRES; 57MM BACKSET
CON7050,101MM	CON7050; 101MM OVAL-PROFILE SASHLOCK. WITH: 48.5MM CENTRES; 82MM BACKSET
CON7050,63MM	CON7050; 63MM OVAL-PROFILE SASHLOCK. WITH: 48.5MM CENTRES; 45MM BACKSET
CON7050,76MM	CON7050; 76MM OVAL-PROFILE SASHLOCK. WITH: 48.5MM CENTRES; 57MM BACKSET
CON8020,101MM	CON8020; 101MM BATHROOM SASHLOCK. WITH: 57MM CENTRES; 82MM BACKSET 5MM DEADBOLT FOLLOWER
CON8020,63MM	CON8020; 63MM BATHROOM SASHLOCK. WITH: 57MM CENTRES; 45MM BACKSET 5MM DEADBOLT FOLLOWER
CON8020,76MM	CON8020; 76MM BATHROOM SASHLOCK. WITH: 57MM CENTRES; 57MM BACKSET 5MM DEADBOLT FOLLOWER
CON8021,101MM	CON8021; 101MM BATHROOM SASHLOCK. WITH: 57MM CENTRES; 82MM BACKSET 8MM DEADBOLT FOLLOWER
CON8021,63MM	CON8021; 63MM BATHROOM SASHLOCK. WITH: 57MM CENTRES; 45MM BACKSET 8MM DEADBOLT FOLLOWER
CON8021,76MM	CON8021; 76MM BATHROOM SASHLOCK. WITH: 57MM CENTRES; 57MM BACKSET 8MM DEADBOLT FOLLOWER
CONE7000,101MM	CONE7000; 101MM EURO-PROFILE SASHLOCK. WITH: 57MM CENTRES; 82MM BACKSET
CONE7000,63MM	CONE7000; 63MM EURO-PROFILE SASHLOCK. WITH: 57MM CENTRES; 45MM BACKSET

Annex A – Approved Locksets

Table 1 – Imperial Locksets (continued)	
SHORT NAME	LOCK DESCRIPTION
CONE7000,76MM	CONE7000; 76MM EURO-PROFILE SASHLOCK. WITH: 57MM CENTRES; 57MM BACKSET
CONKP7000,101MM	CONKP7000; 101MM KABA-PROFILE SASHLOCK. WITH: 52MM CENTRES; 82MM BACKSET
CONKP7000,63MM	CONKP7000; 63MM KABA-PROFILE SASHLOCK. WITH: 52MM CENTRES; 45MM BACKSET
CONKP7000,76MM	CONKP7000; 76MM KABA-PROFILE SASHLOCK. WITH: 52MM CENTRES; 57MM BACKSET
CONMK3000,101MM	101MM 3 LEVER MASTER KEY SASHLOCK. WITH: 57MM CENTRES; 82MM BACKSET
CONMK3000,63MM	63MM 3 LEVER MASTER KEY SASHLOCK. WITH: 57MM CENTRES; 45MM BACKSET
CONMK3000,76MM	76MM 3 LEVER MASTER KEY SASHLOCK. WITH: 57MM CENTRES; 57MM BACKSET
CONMK5000,101MM	101MM 5 LEVER MASTER KEY SASHLOCK. WITH: 57MM CENTRES; 82MM BACKSET
CONMK5000,63MM	63MM 5 LEVER MASTER KEY SASHLOCK. WITH: 57MM CENTRES; 45MM BACKSET
CONMK5000,76MM	76MM 5 LEVER MASTER KEY SASHLOCK. WITH: 57MM CENTRES; 57MM BACKSET
CONY7000,101MM	CONY7000; 101MM EURO-PROFILE SASHLOCK. WITH: 48MM CENTRES; 82MM BACKSET
CONY7000,63MM	CONY7000; 63MM EURO-PROFILE SASHLOCK. WITH: 48MM CENTRES; 45MM BACKSET
CONY7000,76MM	CONY7000; 76MM EURO-PROFILE SASHLOCK. WITH: 48MM CENTRES; 57MM BACKSET
DPSC7004,101MM	DPSC7004; 101MM DUAL-PROFILE DEADLOCK. WITH: 82MM BACKSET
DPSC7004,63MM	DPSC7004; 63MM DUAL-PROFILE DEADLOCK. WITH: 45MM BACKSET
DPSC7004,76MM	DPSC7004; 76MM DUAL-PROFILE DEADLOCK. WITH: 57MM BACKSET
DPY7000,101MM	DPY7000; 101MM DUAL-PROFILE SASHLOCK. WITH: 48MM CENTRES; 82MM BACKSET
DPY7000,63MM	DPY7000; 63MM DUAL-PROFILE SASHLOCK. WITH: 48MM CENTRES; 45MM BACKSET
DPY7000,76MM	DPY7000; 76MM DUAL-PROFILE SASHLOCK. WITH: 48MM CENTRES; 57MM BACKSET
E7000,101MM	E7000; 101MM EURO-PROFILE SASHLOCK. WITH: 57MM CENTRES; 82MM BACKSET
E7000,63MM	E7000; 63MM EURO-PROFILE SASHLOCK. WITH: 57MM CENTRES; 45MM BACKSET
E7000,76MM	E7000; 76MM EURO-PROFILE SASHLOCK. WITH: 57MM CENTRES; 57MM BACKSET
E7002,101MM	E7002; 101MM EURO-PROFILE ROLLERBOLT SASHLOCK. WITH: 57MM CENTRES; 82MM BACKSET
E7002,63MM	E7002; 63MM EURO-PROFILE ROLLERBOLT SASHLOCK. WITH: 57MM CENTRES; 45MM BACKSET
E7002,76MM	E7002; 76MM EURO-PROFILE ROLLERBOLT SASHLOCK. WITH: 57MM CENTRES; 57MM BACKSET
E7008,101MM	E7008; 101MM EURO-PROFILE NIGHT LATCH. WITH: 57MM CENTRES; 82MM BACKSET
E7008,76MM	E7008; 76MM EURO-PROFILE NIGHT LATCH. WITH: 57MM CENTRES; 57MM BACKSET
E7008HB,101MM	E7008HB; 101MM EURO-PROFILE NIGHT LATCH. WITH: 57MM CENTRES; 82MM BACKSET
E7008HB,76MM	E7008HB; 76MM EURO-PROFILE NIGHT LATCH. WITH: 57MM CENTRES; 57MM BACKSET
E7008RB,101MM	E7008RB; 101MM EURO-PROFILE ROLLERBOLT NIGHT LATCH. WITH: 57MM CENTRES; 82MM BACKSET
E7008RB,76MM	E7008RB; 76MM EURO-PROFILE ROLLERBOLT NIGHT LATCH. WITH: 57MM CENTRES; 57MM BACKSET
E7008RBHB,101MM	E7008RBHB; 101MM EURO-PROFILE ROLLERBOLT NIGHT LATCH. WITH: 57MM CENTRES; 82MM BACKSET
E7008RBHB,76MM	E7008RBHB; 76MM EURO-PROFILE ROLLERBOLT NIGHT LATCH. WITH: 57MM CENTRES; 57MM BACKSET
E7009,101MM	E7009; 101MM EURO-PROFILE NIGHT LATCH. WITH: 57MM CENTRES; 82MM BACKSET
E7009,76MM	E7009; 76MM EURO-PROFILE NIGHT LATCH. WITH: 57MM CENTRES; 57MM BACKSET
E7010,101MM	E7010; 101MM EURO-PROFILE NIGHT LATCH SASHLOCK. WITH: 57MM CENTRES; 82MM BACKSET
E7010,76MM	E7010; 76MM EURO-PROFILE NIGHT LATCH SASHLOCK. WITH: 57MM CENTRES; 57MM BACKSET
E7010RB,101MM	E7010RB; 101MM EURO-PROFILE ROLLERBOLT NIGHT LATCH SASHLOCK. WITH: 57MM CENTRES; 82MM BACKSET
E7010RB,76MM	E7010RB; 76MM EURO-PROFILE ROLLERBOLT NIGHT LATCH SASHLOCK. WITH: 57MM CENTRES; 57MM BACKSET

Annex A – Approved Locksets

Table 1 – Imperial Locksets (continued)	
SHORT NAME	LOCK DESCRIPTION
G3000,101MM	G3000; 101MM 3 LEVER SASHLOCK. WITH: 57MM CENTRES; 82MM BACKSET
G3000,63MM	G3000; 63MM 3 LEVER SASHLOCK. WITH: 57MM CENTRES; 45MM BACKSET
G3000,76MM	G3000; 76MM 3 LEVER SASHLOCK. WITH: 57MM CENTRES; 57MM BACKSET
G3001,101MM	G3001; 101MM 3 LEVER SASHLOCK. WITH: 57MM CENTRES; 82MM BACKSET
G3001,63MM	G3001; 63MM 3 LEVER SASHLOCK. WITH: 57MM CENTRES; 45MM BACKSET
G3001,76MM	G3001; 76MM 3 LEVER SASHLOCK. WITH: 57MM CENTRES; 57MM BACKSET
G3002,101MM	G3002; 101MM 3 LEVER ROLLERBOLT SASHLOCK. WITH: 57MM CENTRES; 82MM BACKSET
G3002,63MM	G3002; 63MM 3 LEVER ROLLERBOLT SASHLOCK. WITH: 57MM CENTRES; 45MM BACKSET
G3002,76MM	G3002; 76MM 3 LEVER ROLLERBOLT SASHLOCK. WITH: 57MM CENTRES; 57MM BACKSET
G3003,101MM	G3003; 101MM 3 LEVER ROLLERBOLT SASHLOCK. WITH: 57MM CENTRES; 82MM BACKSET
G3003,63MM	G3003; 63MM 3 LEVER ROLLERBOLT SASHLOCK. WITH: 57MM CENTRES; 45MM BACKSET
G3003,76MM	G3003; 76MM 3 LEVER ROLLERBOLT SASHLOCK. WITH: 57MM CENTRES; 57MM BACKSET
G3007,101MM	G3007; 101MM 3 LEVER ESCAPE DEADLOCK. WITH: 57MM CENTRES; 82MM BACKSET
G3007,76MM	G3007; 76MM 3 LEVER ESCAPE DEADLOCK. WITH: 57MM CENTRES; 57MM BACKSET
G3008,101MM	G3008; 101MM 3 LEVER NIGHT LATCH. WITH: 57MM CENTRES; 82MM BACKSET
G3008,76MM	G3008; 76MM 3 LEVER NIGHT LATCH. WITH: 57MM CENTRES; 57MM BACKSET
G3008RB,101MM	G3008RB; 101MM 3 LEVER ROLLERBOLT NIGHT LATCH. WITH: 57MM CENTRES; 82MM BACKSET
G3008RB,76MM	G3008RB; 76MM 3 LEVER ROLLERBOLT NIGHT LATCH. WITH: 57MM CENTRES; 57MM BACKSET
G3009,101MM	G3009; 101MM 3 LEVER NIGHT LATCH. WITH: 57MM CENTRES; 82MM BACKSET
G3009,76MM	G3009; 76MM 3 LEVER NIGHT LATCH. WITH: 57MM CENTRES; 57MM BACKSET
G3009RB,101MM	G3009RB; 101MM 3 LEVER ROLLERBOLT NIGHT LATCH. WITH: 57MM CENTRES; 82MM BACKSET
G3009RB,76MM	G3009RB; 76MM 3 LEVER ROLLERBOLT NIGHT LATCH. WITH: 57MM CENTRES; 57MM BACKSET
G3010,101MM	G3010; 101MM 3 LEVER NIGHT LATCH SASHLOCK. WITH: 57MM CENTRES; 82MM BACKSET
G3010,76MM	G3010; 76MM 3 LEVER NIGHT LATCH SASHLOCK. WITH: 57MM CENTRES; 57MM BACKSET
G3010RB,101MM	G3010RB; 101MM 3 LEVER ROLLERBOLT NIGHT LATCH SASHLOCK. WITH: 57MM CENTRES; 82MM BACKSET
G3010RB,76MM	G3010RB; 76MM 3 LEVER ROLLERBOLT NIGHT LATCH SASHLOCK. WITH: 57MM CENTRES; 57MM BACKSET
G3011,127MM	G3011; 127MM 3 LEVER HORIZONTAL SASHLOCK. WITH: 57MM CENTRES; 45MM BACKSET
G3012,151MM	G3012; 151MM 3 LEVER HORIZONTAL SASHLOCK. WITH: 70MM CENTRES; 57MM BACKSET
G3050,76MM	G3050 VARIANT TO G5050; 76MM 3 LEVER SASHLOCK. WITH: 57MM CENTRES; 57MM BACKSET
G3072,101MM	G3072; 101MM 3 LEVER PUSH-PULL SASHLOCK. WITH: 82MM BACKSET
G3072,63MM	G3072; 63MM 3 LEVER PUSH-PULL SASHLOCK. WITH: 45MM BACKSET
G3072,76MM	G3072; 76MM 3 LEVER PUSH-PULL SASHLOCK. WITH: 57MM BACKSET
G4053,101MM	G4053; 101MM LATCH. WITH: 82MM BACKSET
G4053,63MM	G4053; 63MM LATCH. WITH: 45MM BACKSET
G4053,76MM	G4053; 76MM LATCH. WITH: 57MM BACKSET
G5000,101MM	G5000; 101MM 5 LEVER SASHLOCK. WITH: 57MM CENTRES; 82MM BACKSET
G5000,63MM	G5000; 63MM 5 LEVER SASHLOCK. WITH: 57MM CENTRES; 45MM BACKSET
G5000,76MM	G5000; 76MM 5 LEVER SASHLOCK. WITH: 57MM CENTRES; 57MM BACKSET
G5001,101MM	G5001; 101MM 5 LEVER SASHLOCK. WITH: 57MM CENTRES; 82MM BACKSET
G5001,63MM	G5001; 63MM 5 LEVER SASHLOCK. WITH: 57MM CENTRES; 45MM BACKSET
G5001,76MM	G5001; 76MM 5 LEVER SASHLOCK. WITH: 57MM CENTRES; 57MM BACKSET

Annex A – Approved Locksets

Table 1 – Imperial Locksets (continued)	
SHORT NAME	LOCK DESCRIPTION
G5002,101MM	G5002; 101MM 5 LEVER ROLLERBOLT SASHLOCK. WITH: 57MM CENTRES; 82MM BACKSET
G5002,63MM	G5002; 63MM 5 LEVER ROLLERBOLT SASHLOCK. WITH: 57MM CENTRES; 45MM BACKSET
G5002,76MM	G5002; 76MM 5 LEVER ROLLERBOLT SASHLOCK. WITH: 57MM CENTRES; 57MM BACKSET
G5003,101MM	G5003; 101MM 5 LEVER ROLLERBOLT SASHLOCK. WITH: 57MM CENTRES; 82MM BACKSET
G5003,63MM	G5003; 63MM 5 LEVER ROLLERBOLT SASHLOCK. WITH: 57MM CENTRES; 45MM BACKSET
G5003,76MM	G5003; 76MM 5 LEVER ROLLERBOLT SASHLOCK. WITH: 57MM CENTRES; 57MM BACKSET
G5007,101MM	G5007; 101MM 5 LEVER ESCAPE DEADLOCK. WITH: 57MM CENTRES; 82MM BACKSET
G5007,76MM	G5007; 76MM 5 LEVER ESCAPE DEADLOCK. WITH: 57MM CENTRES; 57MM BACKSET
G5050,63MM	G5050; 63MM 5 LEVER BRITISH STANDARD SASHLOCK. WITH: 57MM CENTRES; 45MM BACKSET
G5050,76MM	G5050; 76MM 5 LEVER BRITISH STANDARD SASHLOCK. WITH: 57MM CENTRES; 57MM BACKSET
G5072,101MM	G5072; 101MM 5 LEVER PUSH-PULL SASHLOCK. WITH: 82MM BACKSET
G5072,63MM	G5072; 63MM 5 LEVER PUSH-PULL SASHLOCK. WITH: 45MM BACKSET
G5072,76MM	G5072; 76MM 5 LEVER PUSH-PULL SASHLOCK. WITH: 57MM BACKSET
G7000,101MM	G7000; 101MM EURO-PROFILE SASHLOCK. WITH: 51MM CENTRES; 82MM BACKSET
G7000,63MM	G7000; 63MM EURO-PROFILE SASHLOCK. WITH: 51MM CENTRES; 45MM BACKSET
G7000,76MM	G7000; 76MM EURO-PROFILE SASHLOCK. WITH: 51MM CENTRES; 57MM BACKSET
G7002,101MM	G7002; 101MM EURO-PROFILE ROLLERBOLT SASHLOCK. WITH: 51MM CENTRES; 82MM BACKSET
G7002,63MM	G7002; 63MM EURO-PROFILE ROLLERBOLT SASHLOCK. WITH: 51MM CENTRES; 45MM BACKSET
G7002,76MM	G7002; 76MM EURO-PROFILE ROLLERBOLT SASHLOCK. WITH: 51MM CENTRES; 57MM BACKSET
G7007,101MM	G7007; 101MM EURO-PROFILE ESCAPE DEADLOCK. WITH: 51MM CENTRES; 82MM BACKSET
G7007,76MM	G7007; 76MM EURO-PROFILE ESCAPE DEADLOCK. WITH: 51MM CENTRES; 57MM BACKSET
G7008,101MM	G7008; 101MM EURO-PROFILE NIGHT LATCH. WITH: 51MM CENTRES; 82MM BACKSET
G7008,76MM	G7008; 76MM EURO-PROFILE NIGHT LATCH. WITH: 51MM CENTRES; 57MM BACKSET
G7008HB,101MM	G7008HB; 101MM EURO-PROFILE NIGHT LATCH. WITH: 51MM CENTRES; 82MM BACKSET
G7008HB,76MM	G7008HB; 76MM EURO-PROFILE NIGHT LATCH. WITH: 51MM CENTRES; 57MM BACKSET
G7008RB,101MM	G7008RB; 101MM EURO-PROFILE ROLLERBOLT NIGHT LATCH. WITH: 51MM CENTRES; 82MM BACKSET
G7008RB,76MM	G7008RB; 76MM EURO-PROFILE ROLLERBOLT NIGHT LATCH. WITH: 51MM CENTRES; 57MM BACKSET
G7008RBHB,101MM	G7008RBHB; 101MM EURO-PROFILE ROLLERBOLT NIGHT LATCH. WITH: 51MM CENTRES; 82MM BACKSET
G7008RBHB,76MM	G7008RBHB; 76MM EURO-PROFILE ROLLERBOLT NIGHT LATCH. WITH: 51MM CENTRES; 57MM BACKSET
G7009,101MM	G7009; 101MM EURO-PROFILE NIGHT LATCH. WITH: 51MM CENTRES; 82MM BACKSET
G7009,76MM	G7009; 76MM EURO-PROFILE NIGHT LATCH. WITH: 51MM CENTRES; 57MM BACKSET
G7009RB,101MM	G7009RB; 101MM EURO-PROFILE ROLLERBOLT NIGHT LATCH. WITH: 51MM CENTRES; 82MM BACKSET
G7009RB,76MM	G7009RB; 76MM EURO-PROFILE ROLLERBOLT NIGHT LATCH. WITH: 51MM CENTRES; 57MM BACKSET
G7010,101MM	G7010; 101MM EURO-PROFILE NIGHT LATCH SASHLOCK. WITH: 51MM CENTRES; 82MM BACKSET
G7010,76MM	G7010; 76MM EURO-PROFILE NIGHT LATCH SASHLOCK. WITH: 51MM CENTRES; 57MM BACKSET

Annex A – Approved Locksets

Table 1 – Imperial Locksets (continued)	
SHORT NAME	LOCK DESCRIPTION
G7010RB,101MM	G7010RB; 101MM EURO-PROFILE ROLLERBOLT NIGHT LATCH SASHLOCK. WITH: 51MM CENTRES; 82MM BACKSET
G7010RB,76MM	G7010RB; 76MM EURO-PROFILE ROLLERBOLT NIGHT LATCH SASHLOCK. WITH: 51MM CENTRES; 57MM BACKSET
G7024,76MM	G7024; 76MM EURO-PROFILE BRITISH STANDARD DEADLOCK. WITH: 48MM BACKSET
G7030,63MM	G7030; 63MM EURO-PROFILE BRITISH STANDARD SASHLOCK. WITH: 51MM CENTRES; 45MM BACKSET
G7030,76MM	G7030; 76MM EURO-PROFILE BRITISH STANDARD SASHLOCK. WITH: 51MM CENTRES; 57MM BACKSET
G7040,76MM	G7040; 76MM EURO-PROFILE SASHLOCK. WITH: 57MM CENTRES; 57MM BACKSET
G7050,101MM	G7050; 101MM OVAL-PROFILE SASHLOCK. WITH: 48.5MM CENTRES; 82MM BACKSET
G7050,63MM	G7050; 63MM OVAL-PROFILE SASHLOCK. WITH: 48.5MM CENTRES; 45MM BACKSET
G7050,76MM	G7050; 76MM OVAL-PROFILE SASHLOCK. WITH: 48.5MM CENTRES; 57MM BACKSET
G7052,101MM	G7052; 101MM OVAL-PROFILE ROLLERBOLT SASHLOCK. WITH: 48.5MM CENTRES; 82MM BACKSET
G7052,63MM	G7052; 63MM OVAL-PROFILE ROLLERBOLT SASHLOCK. WITH: 48.5MM CENTRES; 45MM BACKSET
G7052,76MM	G7052; 76MM OVAL-PROFILE ROLLERBOLT SASHLOCK. WITH: 48.5MM CENTRES; 57MM BACKSET
G7055,63MM	G7055; 63MM OVAL-PROFILE HOOKBOLT. WITH: 45MM BACKSET
G7057,101MM	G7057; 101MM OVAL-PROFILE ESCAPE DEADLOCK. WITH: 52MM CENTRES; 82MM BACKSET
G7057,76MM	G7057; 76MM OVAL-PROFILE ESCAPE DEADLOCK. WITH: 52MM CENTRES; 57MM BACKSET
G7058,101MM	G7058; 101MM OVAL-PROFILE NIGHT LATCH. WITH: 52MM CENTRES; 82MM BACKSET
G7058,76MM	G7058; 76MM OVAL-PROFILE NIGHT LATCH. WITH: 52MM CENTRES; 57MM BACKSET
G7058HB,101MM	G7058HB; 101MM OVAL-PROFILE NIGHT LATCH. WITH: 52MM CENTRES; 82MM BACKSET
G7058HB,76MM	G7058HB; 76MM OVAL-PROFILE NIGHT LATCH. WITH: 52MM CENTRES; 57MM BACKSET
G7058RB,101MM	G7058RB; 101MM OVAL-PROFILE ROLLERBOLT NIGHT LATCH. WITH: 52MM CENTRES; 82MM BACKSET
G7058RB,76MM	G7058RB; 76MM OVAL-PROFILE ROLLERBOLT NIGHT LATCH. WITH: 52MM CENTRES; 57MM BACKSET
G7058RBHB,101MM	G7058RBHB; 101MM OVAL-PROFILE ROLLERBOLT NIGHT LATCH. WITH: 52MM CENTRES; 82MM BACKSET
G7058RBHB,76MM	G7058RBHB; 76MM OVAL-PROFILE ROLLERBOLT NIGHT LATCH. WITH: 52MM CENTRES; 57MM BACKSET
G7059,101MM	G7059; 101MM OVAL-PROFILE NIGHT LATCH. WITH: 52MM CENTRES; 82MM BACKSET
G7059,76MM	G7059; 76MM OVAL-PROFILE NIGHT LATCH. WITH: 52MM CENTRES; 57MM BACKSET
G7059RB,101MM	G7059RB; 101MM OVAL-PROFILE ROLLERBOLT NIGHT LATCH. WITH: 52MM CENTRES; 82MM BACKSET
G7059RB,76MM	G7059RB; 76MM OVAL-PROFILE ROLLERBOLT NIGHT LATCH. WITH: 52MM CENTRES; 57MM BACKSET
G7060,101MM	G7060; 101MM OVAL-PROFILE NIGHT LATCH SASHLOCK. WITH: 52MM CENTRES; 82MM BACKSET
G7060,76MM	G7060; 76MM OVAL-PROFILE NIGHT LATCH SASHLOCK. WITH: 52MM CENTRES; 57MM BACKSET
G7060RB,101MM	G7060RB; 101MM OVAL-PROFILE ROLLERBOLT NIGHT LATCH SASHLOCK. WITH: 52MM CENTRES; 82MM BACKSET
G7060RB,76MM	G7060RB; 76MM OVAL-PROFILE ROLLERBOLT NIGHT LATCH SASHLOCK. WITH: 52MM CENTRES; 57MM BACKSET
G7070,76MM	G7070; 76MM OVAL-PROFILE SASHLOCK. WITH: 57MM CENTRES; 57MM BACKSET
G7072,101MM	G7072; 101MM EURO-PROFILE PUSH-PULL SASHLOCK. WITH: 82MM BACKSET
G7072,63MM	G7072; 63MM EURO-PROFILE PUSH-PULL SASHLOCK. WITH: 45MM BACKSET
G7072,76MM	G7072; 76MM EURO-PROFILE PUSH-PULL SASHLOCK. WITH: 57MM BACKSET
G7088,101MM	G7088; 101MM DUAL-PROFILE NIGHT LATCH. WITH: 51MM CENTRES; 82MM BACKSET
G7088,63MM	G7088; 63MM DUAL-PROFILE NIGHT LATCH. WITH: 51MM CENTRES; 45MM BACKSET
G7088,76MM	G7088; 76MM DUAL-PROFILE NIGHT LATCH. WITH: 51MM CENTRES; 57MM BACKSET
G7172,101MM	G7172; 101MM OVAL-PROFILE PUSH-PULL SASHLOCK. WITH: 82MM BACKSET
G7172,63MM	G7172; 63MM OVAL-PROFILE PUSH-PULL SASHLOCK. WITH: 45MM BACKSET
G7172,76MM	G7172; 76MM OVAL-PROFILE PUSH-PULL SASHLOCK. WITH: 57MM BACKSET

Annex A – Approved Locksets

Table 1 – Imperial Locksets (continued)	
SHORT NAME	LOCK DESCRIPTION
G8020,101MM	G8020; 101MM BATHROOM SASHLOCK. WITH: 57MM CENTRES; 82MM BACKSET; 5MM DEADBOLT FOLLOWER
G8020,63MM	G8020; 63MM BATHROOM SASHLOCK. WITH: 57MM CENTRES; 45MM BACKSET; 5MM DEADBOLT FOLLOWER
G8020,76MM	G8020; 76MM BATHROOM SASHLOCK. WITH: 57MM CENTRES; 57MM BACKSET; 5MM DEADBOLT FOLLOWER
G8020RB,101MM	G8020RB; 101MM ROLLERBOLT BATHROOM SASHLOCK. WITH: 57MM CENTRES; 82MM BACKSET; 5MM DEADBOLT FOLLOWER
G8020RB,63MM	G8020RB; 63MM ROLLERBOLT BATHROOM SASHLOCK. WITH: 57MM CENTRES; 45MM BACKSET; 5MM DEADBOLT FOLLOWER
G8020RB,76MM	G8020RB; 76MM ROLLERBOLT BATHROOM SASHLOCK. WITH: 57MM CENTRES; 57MM BACKSET; 5MM DEADBOLT FOLLOWER
G8021,101MM	G8021; 101MM BATHROOM SASHLOCK. WITH: 57MM CENTRES; 82MM BACKSET; 8MM DEADBOLT FOLLOWER
G8021,63MM	G8021; 63MM BATHROOM SASHLOCK. WITH: 57MM CENTRES; 45MM BACKSET; 8MM DEADBOLT FOLLOWER
G8021,76MM	G8021; 76MM BATHROOM SASHLOCK. WITH: 57MM CENTRES; 57MM BACKSET; 8MM DEADBOLT FOLLOWER
G8021RB,101MM	G8021RB; 101MM ROLLERBOLT BATHROOM SASHLOCK. WITH: 57MM CENTRES; 82MM BACKSET; 8MM DEADBOLT FOLLOWER
G8021RB,63MM	G8021RB; 63MM ROLLERBOLT BATHROOM SASHLOCK. WITH: 57MM CENTRES; 45MM BACKSET; 8MM DEADBOLT FOLLOWER
G8021RB,76MM	G8021RB; 76MM ROLLERBOLT BATHROOM SASHLOCK. WITH: 57MM CENTRES; 57MM BACKSET; 8MM DEADBOLT FOLLOWER
G8029,101MM	G8029; 101MM BATHROOM CLAWBOLT DEADLOCK. WITH: 82MM BACKSET; 8MM DEADBOLT FOLLOWER
G8029,76MM	G8029; 76MM BATHROOM CLAWBOLT DEADLOCK. WITH: 57MM BACKSET; 8MM DEADBOLT FOLLOWER
G8055,76MM	G8055; 76MM BATHROOM HOOKBOLT DEADLOCK. WITH: 57MM BACKSET; 5MM DEADBOLT FOLLOWER
G8056,76MM	G8056; 76MM BATHROOM HOOKBOLT DEADLOCK. WITH: 57MM BACKSET; 8MM DEADBOLT FOLLOWER
G8072,101MM	G8072; 101MM PUSH-PULL BATHROOM SASHLOCK. WITH: 82MM BACKSET; 5MM DEADBOLT FOLLOWER
G8072,63MM	G8072; 63MM PUSH-PULL BATHROOM SASHLOCK. WITH: 45MM BACKSET; 5MM DEADBOLT FOLLOWER
G8072,76MM	G8072; 76MM PUSH-PULL BATHROOM SASHLOCK. WITH: 57MM BACKSET; 5MM DEADBOLT FOLLOWER
G8872,101MM	G8872; 101MM PUSH-PULL BATHROOM SASHLOCK. WITH: 82MM BACKSET; 8MM DEADBOLT FOLLOWER
G8872,63MM	G8872; 63MM PUSH-PULL BATHROOM SASHLOCK. WITH: 45MM BACKSET; 8MM DEADBOLT FOLLOWER
G8872,76MM	G8872; 76MM PUSH-PULL BATHROOM SASHLOCK. WITH: 57MM BACKSET; 8MM DEADBOLT FOLLOWER
KP7000,101MM	KP7000; 101MM KABA-PROFILE SASHLOCK. WITH: 52MM CENTRES; 82MM BACKSET
KP7000,63MM	KP7000; 63MM KABA-PROFILE SASHLOCK. WITH: 52MM CENTRES; 45MM BACKSET
KP7000,76MM	KP7000; 76MM KABA-PROFILE SASHLOCK. WITH: 52MM CENTRES; 57MM BACKSET
KP7002,101MM	KP7002; 101MM KABA-PROFILE ROLLERBOLT SASHLOCK. WITH: 52MM CENTRES; 82MM BACKSET
KP7002,63MM	KP7002; 63MM KABA-PROFILE ROLLERBOLT SASHLOCK. WITH: 52MM CENTRES; 45MM BACKSET
KP7002,76MM	KP7002; 76MM KABA-PROFILE ROLLERBOLT SASHLOCK. WITH: 52MM CENTRES; 57MM BACKSET
KP7007,101MM	KP7007; 101MM KABA-PROFILE ESCAPE DEADLOCK. WITH: 52MM CENTRES; 82MM BACKSET
KP7007,76MM	KP7007; 76MM KABA-PROFILE ESCAPE DEADLOCK. WITH: 52MM CENTRES; 57MM BACKSET
KP7008,101MM	KP7008; 101MM KABA-PROFILE NIGHT LATCH. WITH: 52MM CENTRES; 82MM BACKSET
KP7008,76MM	KP7008; 76MM KABA-PROFILE NIGHT LATCH. WITH: 52MM CENTRES; 57MM BACKSET
KP7008HB,101MM	KP7008HB; 101MM KABA-PROFILE NIGHT LATCH. WITH: 52MM CENTRES; 82MM BACKSET
KP7008HB,76MM	KP7008HB; 76MM KABA-PROFILE NIGHT LATCH. WITH: 52MM CENTRES; 57MM BACKSET
KP7008RB,101MM	KP7008RB; 101MM KABA-PROFILE ROLLERBOLT NIGHT LATCH. WITH: 52MM CENTRES; 82MM BACKSET
KP7008RB,76MM	KP7008RB; 76MM KABA-PROFILE ROLLERBOLT NIGHT LATCH. WITH: 52MM CENTRES; 57MM BACKSET
KP7008RBHB,101MM	KP7008RBHB; 101MM KABA-PROFILE ROLLERBOLT NIGHT LATCH. WITH: 52MM CENTRES; 82MM BACKSET
KP7008RBHB,76MM	KP7008RBHB; 76MM KABA-PROFILE ROLLERBOLT NIGHT LATCH. WITH: 52MM CENTRES; 57MM BACKSET

Annex A – Approved Locksets

Table 1 – Imperial Locksets (continued)	
SHORT NAME	LOCK DESCRIPTION
KP7009,101MM	KP7009; 101MM KABA-PROFILE NIGHT LATCH. WITH: 52MM CENTRES; 82MM BACKSET
KP7009,76MM	KP7009; 76MM KABA-PROFILE NIGHT LATCH. WITH: 52MM CENTRES; 57MM BACKSET
KP7009RB,101MM	KP7009RB; 101MM KABA-PROFILE ROLLERBOLT NIGHT LATCH. WITH: 52MM CENTRES; 82MM BACKSET
KP7009RB,76MM	KP7009RB; 76MM KABA-PROFILE ROLLERBOLT NIGHT LATCH. WITH: 52MM CENTRES; 57MM BACKSET
KP7010,101MM	KP7010; 101MM KABA-PROFILE NIGHT LATCH SASHLOCK. WITH: 52MM CENTRES; 82MM BACKSET
KP7010,76MM	KP7010; 76MM KABA-PROFILE NIGHT LATCH SASHLOCK. WITH: 52MM CENTRES; 57MM BACKSET
KP7010RB,101MM	KP7010RB; 101MM KABA-PROFILE ROLLERBOLT NIGHT LATCH SASHLOCK. WITH: 52MM CENTRES; 82MM BACKSET
KP7010RB,76MM	KP7010RB; 76MM KABA-PROFILE ROLLERBOLT NIGHT LATCH SASHLOCK. WITH: 52MM CENTRES; 57MM BACKSET
KP7024,76MM	KP7024; 76MM KABA-PROFILE DEADLOCK. WITH: 57MM BACKSET
KP7030,76MM	KP7030; 76MM KABA-PROFILE SASHLOCK. WITH: 52MM CENTRES; 57MM BACKSET
KP7040,76MM	KP7040; 76MM KABA-PROFILE SASHLOCK. WITH: 52MM CENTRES; 57MM BACKSET
KP7072,101MM	KP7072; 101MM KABA-PROFILE PUSH-PULL SASHLOCK. WITH: 82MM BACKSET
KP7072,76MM	KP7072; 76MM KABA-PROFILE PUSH-PULL SASHLOCK. WITH: 57MM BACKSET
KPSC7034,63MM	KPSC7034; 63MM KABA-PROFILE DEADLOCK. WITH: 45MM BACKSET
KPSC7034,76MM	KPSC7034; 76MM KABA-PROFILE DEADLOCK. WITH: 57MM BACKSET
MK3000,101MM	MK3000; 101MM 3 LEVER MASTER KEY SASHLOCK. WITH: 57MM CENTRES; 82MM BACKSET
MK3000,63MM	MK3000; 63MM 3 LEVER MASTER KEY SASHLOCK. WITH: 57MM CENTRES; 45MM BACKSET
MK3000,76MM	MK3000; 76MM 3 LEVER MASTER KEY SASHLOCK. WITH: 57MM CENTRES; 57MM BACKSET
MK3002,101MM	MK3002; 101MM 3 LEVER ROLLERBOLT MASTER KEY SASHLOCK. WITH: 57MM CENTRES; 82MM BACKSET
MK3002,63MM	MK3002; 63MM 3 LEVER ROLLERBOLT MASTER KEY SASHLOCK. WITH: 57MM CENTRES; 45MM BACKSET
MK3002,76MM	MK3002; 76MM 3 LEVER ROLLERBOLT MASTER KEY SASHLOCK. WITH: 57MM CENTRES; 57MM BACKSET
MK3007,101MM	MK3007; 101MM 3 LEVER MASTER KEY DEADLOCK. WITH: 57MM CENTRES; 82MM BACKSET
MK3007,76MM	MK3007; 76MM 3 LEVER MASTER KEY DEADLOCK. WITH: 57MM CENTRES; 57MM BACKSET
MK3008,101MM	MK3008; 101MM 3 LEVER MASTER KEY. WITH: 57MM CENTRES; 82MM BACKSET
MK3008,76MM	MK3008; 76MM 3 LEVER MASTER KEY. WITH: 57MM CENTRES; 57MM BACKSET
MK3008RB,101MM	MK3008RB; 101MM 3 LEVER ROLLERBOLT MASTER KEY. WITH: 57MM CENTRES; 82MM BACKSET
MK3008RB,76MM	MK3008RB; 76MM 3 LEVER ROLLERBOLT MASTER KEY. WITH: 57MM CENTRES; 57MM BACKSET
MK3009,101MM	MK3009; 101MM 3 LEVER MASTER KEY. WITH: 57MM CENTRES; 82MM BACKSET
MK3009,76MM	MK3009; 76MM 3 LEVER MASTER KEY. WITH: 57MM CENTRES; 57MM BACKSET
MK3009RB,101MM	MK3009RB; 101MM 3 LEVER ROLLERBOLT MASTER KEY. WITH: 57MM CENTRES; 82MM BACKSET
MK3009RB,76MM	MK3009RB; 76MM 3 LEVER ROLLERBOLT MASTER KEY. WITH: 57MM CENTRES; 57MM BACKSET
MK3010,101MM	MK3010; 101MM 3 LEVER MASTER KEY SASHLOCK. WITH: 57MM CENTRES; 82MM BACKSET
MK3010,76MM	MK3010; 76MM 3 LEVER MASTER KEY SASHLOCK. WITH: 57MM CENTRES; 57MM BACKSET
MK3010RB,101MM	MK3010RB; 101MM 3 LEVER ROLLERBOLT MASTER KEY SASHLOCK. WITH: 57MM CENTRES; 82MM BACKSET
MK3010RB,76MM	MK3010RB; 76MM 3 LEVER ROLLERBOLT MASTER KEY SASHLOCK. WITH: 57MM CENTRES; 57MM BACKSET
MK3072,101MM	MK3072; 101MM 3 LEVER PUSH-PULL MASTER KEY SASHLOCK. WITH: 82MM BACKSET
MK3072,63MM	MK3072; 63MM 3 LEVER PUSH-PULL MASTER KEY SASHLOCK. WITH: 45MM BACKSET
MK3072,76MM	MK3072; 76MM 3 LEVER PUSH-PULL MASTER KEY SASHLOCK. WITH: 57MM BACKSET
MK5000,101MM	MK5000; 101MM 5 LEVER MASTER KEY SASHLOCK. WITH: 57MM CENTRES; 82MM BACKSET
MK5000,63MM	MK5000; 63MM 5 LEVER MASTER KEY SASHLOCK. WITH: 57MM CENTRES; 45MM BACKSET
MK5000,76MM	MK5000; 76MM 5 LEVER MASTER KEY SASHLOCK. WITH: 57MM CENTRES; 57MM BACKSET
MK5002,101MM	MK5002; 101MM 5 LEVER ROLLERBOLT MASTER KEY SASHLOCK. WITH: 57MM CENTRES; 82MM BACKSET

Annex A – Approved Locksets

Table 1 – Imperial Locksets (continued)	
SHORT NAME	LOCK DESCRIPTION
MK5002,63MM	MK5002; 63MM 5 LEVER ROLLERBOLT MASTER KEY SASHLOCK. WITH: 57MM CENTRES; 45MM BACKSET
MK5002,76MM	MK5002; 76MM 5 LEVER ROLLERBOLT MASTER KEY SASHLOCK. WITH: 57MM CENTRES; 57MM BACKSET
MK5007,101MM	MK5007; 101MM 5 LEVER MASTER KEY DEADLOCK. WITH: 57MM CENTRES; 82MM BACKSET
MK5007,76MM	MK5007; 76MM 5 LEVER MASTER KEY DEADLOCK. WITH: 57MM CENTRES; 57MM BACKSET
MK5072,101MM	MK5072; 101MM 5 LEVER PUSH-PULL MASTER KEY SASHLOCK. WITH: 82MM BACKSET
MK5072,63MM	MK5072; 63MM 5 LEVER PUSH-PULL MASTER KEY SASHLOCK. WITH: 45MM BACKSET
MK5072,76MM	MK5072; 76MM 5 LEVER PUSH-PULL MASTER KEY SASHLOCK. WITH: 57MM BACKSET
MKSC3004,101MM	MKSC3004; 101MM 3 LEVER MASTER KEY DEADLOCK. WITH: 82MM BACKSET
MKSC3004,63MM	MKSC3004; 63MM 3 LEVER MASTER KEY DEADLOCK. WITH: 45MM BACKSET
MKSC3004,76MM	MKSC3004; 76MM 3 LEVER MASTER KEY DEADLOCK. WITH: 57MM BACKSET
MKSC3006,101MM	MKSC3006; 101MM 3 LEVER MASTER KEY CLAWBOLT DEADLOCK. WITH: 82MM BACKSET
MKSC3006,76MM	MKSC3006; 76MM 3 LEVER MASTER KEY CLAWBOLT DEADLOCK. WITH: 57MM BACKSET
MKSC5004,101MM	MKSC5004; 101MM 5 LEVER MASTER KEY DEADLOCK. WITH: 82MM BACKSET
MKSC5004,63MM	MKSC5004; 63MM 5 LEVER MASTER KEY DEADLOCK. WITH: 45MM BACKSET
MKSC5004,76MM	MKSC5004; 76MM 5 LEVER MASTER KEY DEADLOCK. WITH: 57MM BACKSET
MKSC5006,101MM	MKSC5006; 101MM 5 LEVER MASTER KEY CLAWBOLT DEADLOCK. WITH: 82MM BACKSET
MKSC5006,76MM	MKSC5006; 76MM 5 LEVER MASTER KEY CLAWBOLT DEADLOCK. WITH: 57MM BACKSET
SC3004,101MM	SC3004; 101MM 3 LEVER DEADLOCK. WITH: 82MM BACKSET
SC3004,63MM	SC3004; 63MM 3 LEVER DEADLOCK. WITH: 45MM BACKSET
SC3004,76MM	SC3004; 76MM 3 LEVER DEADLOCK. WITH: 57MM BACKSET
SC3005,101MM	SC3005; 101MM 3 LEVER DEADLOCK. WITH: 82MM BACKSET
SC3005,63MM	SC3005; 63MM 3 LEVER DEADLOCK. WITH: 45MM BACKSET
SC3005,76MM	SC3005; 76MM 3 LEVER DEADLOCK. WITH: 57MM BACKSET
SC3006,101MM	SC3006; 101MM 3 LEVER CLAWBOLT DEADLOCK. WITH: 82MM BACKSET CLAWBOLT
SC3006,76MM	SC3006; 76MM 3 LEVER CLAWBOLT DEADLOCK. WITH: 57MM BACKSET CLAWBOLT
SC4052,101MM	SC4052; 101MM ROLLERBOLT LATCH. WITH: 82MM BACKSET
SC4052,63MM	SC4052; 63MM ROLLERBOLT LATCH. WITH: 45MM BACKSET
SC4052,76MM	SC4052; 76MM ROLLERBOLT LATCH. WITH: 57MM BACKSET
SC4072,101MM	SC4072; 101MM PUSH-PULL LATCH.
SC4072,63MM	SC4072; 63MM PUSH-PULL LATCH.
SC4072,76MM	SC4072; 76MM PUSH-PULL LATCH.
SC5004,101MM	SC5004; 101MM 5 LEVER DEADLOCK. WITH: 82MM BACKSET
SC5004,63MM	SC5004; 63MM 5 LEVER DEADLOCK. WITH: 45MM BACKSET
SC5004,76MM	SC5004; 76MM 5 LEVER DEADLOCK. WITH: 57MM BACKSET
SC5005,101MM	SC5005; 101MM 5 LEVER DEADLOCK. WITH: 82MM BACKSET
SC5005,63MM	SC5005; 63MM 5 LEVER DEADLOCK. WITH: 45MM BACKSET
SC5005,76MM	SC5005; 76MM 5 LEVER DEADLOCK. WITH: 57MM BACKSET
SC5006,101MM	SC5006; 101MM 5 LEVER CLAWBOLT DEADLOCK. WITH: 82MM BACKSET
SC5006,76MM	SC5006; 76MM 5 LEVER CLAWBOLT DEADLOCK. WITH: 57MM BACKSET
SC5054,63MM	SC5054; 63MM 5 LEVER DEADLOCK. WITH: 45MM BACKSET
SC5054,76MM	SC5054; 76MM 5 LEVER DEADLOCK. WITH: 57MM BACKSET
SC7004,101MM	SC7004; 101MM EURO-PROFILE DEADLOCK. WITH: 82MM BACKSET
SC7004,63MM	SC7004; 63MM EURO-PROFILE DEADLOCK. WITH: 45MM BACKSET
SC7004,76MM	SC7004; 76MM EURO-PROFILE DEADLOCK. WITH: 57MM BACKSET

Annex A – Approved Locksets

Table 1 – Imperial Locksets (continued)	
SHORT NAME	LOCK DESCRIPTION
SC7005,63MM	SC7005; 63MM HOOK BOLT; EURO-PROFILE SASHLOCK. WITH: 48MM CENTRES, 45MM BACKSET
SC7006,101MM	SC7006; 101MM EURO-PROFILE CLAWBOLT DEADLOCK. WITH: 82MM BACKSET
SC7006,76MM	SC7006; 76MM EURO-PROFILE CLAWBOLT DEADLOCK. WITH: 57MM BACKSET
SC7034,63MM	SC7034; 63MM EURO-PROFILE DEADLOCK. WITH: 45MM BACKSET
SC7034,76MM	SC7034; 76MM EURO-PROFILE DEADLOCK. WITH: 57MM BACKSET
SC7054,101MM	SC7054; 101MM OVAL-PROFILE DEADLOCK. WITH: 48.5MM CENTRES; 82MM BACKSET
SC7054,63MM	SC7054; 63MM OVAL-PROFILE DEADLOCK. WITH: 48.5MM CENTRES; 45MM BACKSET
SC7054,76MM	SC7054; 76MM OVAL-PROFILE DEADLOCK. WITH: 48.5MM CENTRES; 57MM BACKSET
SC7056,101MM	SC7056; 101MM OVAL-PROFILE CLAWBOLT DEADLOCK. WITH: 82MM BACKSET
SC7056,76MM	SC7056; 76MM OVAL-PROFILE CLAWBOLT DEADLOCK. WITH: 57MM BACKSET
SC7254,76MM	SC7254; 76MM EURO-PROFILE DEADLOCK. WITH: 57MM BACKSET
SC8022,101MM	SC8022; 101MM BATHROOM DEADLOCK. WITH: 82MM BACKSET; 5MM DEADBOLT FOLLOWER
SC8022,63MM	SC8022; 63MM BATHROOM DEADLOCK. WITH: 45MM BACKSET; 5MM DEADBOLT FOLLOWER
SC8022,76MM	SC8022; 76MM BATHROOM DEADLOCK. WITH: 57MM BACKSET; 5MM DEADBOLT FOLLOWER
SC8023,101MM	SC8023; 101MM BATHROOM DEADLOCK. WITH: 82MM BACKSET; 8MM DEADBOLT FOLLOWER
SC8023,63MM	SC8023; 63MM BATHROOM DEADLOCK. WITH: 45MM BACKSET; 8MM DEADBOLT FOLLOWER
SC8023,76MM	SC8023; 76MM BATHROOM DEADLOCK. WITH: 57MM BACKSET; 8MM DEADBOLT FOLLOWER
SC8028,101MM	SC8028; 101MM BATHROOM CLAWBOLT DEADLOCK. WITH: 82MM BACKSET; 5MM DEADBOLT FOLLOWER
SC8028,76MM	SC8028; 76MM BATHROOM CLAWBOLT DEADLOCK. WITH: 57MM BACKSET; 5MM DEADBOLT FOLLOWER
SC8029,101MM	SC8029; 101MM BATHROOM CLAWBOLT DEADLOCK. WITH: 82MM BACKSET; 8MM DEADBOLT FOLLOWER
SC8029,76MM	SC8029; 76MM BATHROOM CLAWBOLT DEADLOCK. WITH: 57MM BACKSET; 8MM DEADBOLT FOLLOWER
SCE7004,101MM	SCE7004; 101MM EURO-PROFILE DEADLOCK. WITH: 82MM BACKSET
SCE7004,63MM	SCE7004; 63MM EURO-PROFILE DEADLOCK. WITH: 45MM BACKSET
SCE7004,76MM	SCE7004; 76MM EURO-PROFILE DEADLOCK. WITH: 57MM BACKSET
SCE7006,101MM	SCE7006; 101MM EURO-PROFILE CLAWBOLT DEADLOCK. WITH: 82MM BACKSET
SCE7006,76MM	SCE7006; 76MM EURO-PROFILE CLAWBOLT DEADLOCK. WITH: 57MM BACKSET
SCKP7004,101MM	SCKP7004; 101MM KABA-PROFILE DEADLOCK. WITH: 82MM BACKSET
SCKP7004,63MM	SCKP7004; 63MM KABA-PROFILE DEADLOCK. WITH: 45MM BACKSET
SCKP7004,76MM	SCKP7004; 76MM KABA-PROFILE DEADLOCK. WITH: 57MM BACKSET
SCKP7006,101MM	SCKP7006; 101MM KABA-PROFILE CLAWBOLT DEADLOCK. WITH: 82MM BACKSET
SCKP7006,76MM	SCKP7006; 76MM KABA-PROFILE CLAWBOLT DEADLOCK. WITH: 57MM BACKSET
SCY7004,101MM	SCY7004; 101MM EURO-PROFILE DEADLOCK. WITH: 82MM BACKSET
SCY7004,63MM	SCY7004; 63MM EURO-PROFILE DEADLOCK. WITH: 45MM BACKSET
SCY7004,76MM	SCY7004; 76MM EURO-PROFILE DEADLOCK. WITH: 57MM BACKSET
U4053,76MM	U4053; 76MM LATCH. WITH: 57MM BACKSET
U7010,76MM	U7010; 76MM EURO-PROFILE NIGHT LATCH SASHLOCK. WITH: 48MM CENTRES; 57MM BACKSET
U8020,76MM	U8020; 76MM BATHROOM SASHLOCK. WITH: 57MM CENTRES; 57MM BACKSET; 5MM DEADBOLT FOLLOWER
Y7000,101MM	Y7000; 101MM EURO-PROFILE SASHLOCK. WITH: 48MM CENTRES; 82MM BACKSET
Y7000,63MM	Y7000; 63MM EURO-PROFILE SASHLOCK. WITH: 48MM CENTRES; 45MM BACKSET
Y7000,76MM	Y7000; 76MM EURO-PROFILE SASHLOCK. WITH: 48MM CENTRES; 57MM BACKSET
Y7002,101MM	Y7002; 101MM EURO-PROFILE SASHLOCK. WITH: 48MM CENTRES; 82MM BACKSET
Y7002,63MM	Y7002; 63MM EURO-PROFILE SASHLOCK. WITH: 48MM CENTRES; 45MM BACKSET
Y7002,76MM	Y7002; 76MM EURO-PROFILE SASHLOCK. WITH: 48MM CENTRES; 57MM BACKSET

Annex A – Approved Locksets

Table 1 – Imperial Locksets (continued)	
SHORT NAME	LOCK DESCRIPTION
Y7008,101MM	Y7008; 101MM EURO-PROFILE NIGHT LATCH. WITH: 48MM CENTRES; 82MM BACKSET
Y7008,76MM	Y7008; 76MM EURO-PROFILE NIGHT LATCH. WITH: 48MM CENTRES; 57MM BACKSET
Y7008HB,101MM	Y7008HB; 101MM EURO-PROFILE NIGHT LATCH. WITH: 48MM CENTRES; 82MM BACKSET
Y7008HB,76MM	Y7008HB; 76MM BRONZE METAL ANTIQUE; HEAVY SPRUNG; LEFT HAND; EURO-PROFILE NIGHT LATCH. WITH: 48MM CENTRES; 57MM BACKSET; TYPE 'E' STRIKER. C/W HOLDBACK
Y7008RB,101MM	Y7008RB; 101MM BRONZE METAL ANTIQUE; RADIUS; HEAVY SPRUNG; EURO-PROFILE ROLLERBOLT NIGHT LATCH. WITH: 48MM CENTRES; 82MM BACKSET; TYPE 'F' STRIKER
Y7008RB,76MM	Y7008RB; 76MM BRONZE METAL ANTIQUE; RADIUS; HEAVY SPRUNG; EURO-PROFILE ROLLERBOLT NIGHT LATCH. WITH: 48MM CENTRES; 57MM BACKSET; TYPE 'F' STRIKER
Y7008RBHB,101MM	Y7008RBHB; 101MM BRONZE METAL ANTIQUE; RADIUS; HEAVY SPRUNG; EURO-PROFILE ROLLERBOLT NIGHT LATCH. WITH: 48MM CENTRES; 82MM BACKSET; TYPE 'F' STRIKER. C/W HOLDBACK
Y7008RBHB,76MM	Y7008RBHB; 76MM BRONZE METAL ANTIQUE; RADIUS; HEAVY SPRUNG; EURO-PROFILE ROLLERBOLT NIGHT LATCH. WITH: 48MM CENTRES; 57MM BACKSET; TYPE 'F' STRIKER. C/W HOLDBACK
Y7009,101MM	Y7009; 101MM BRONZE METAL ANTIQUE; HEAVY SPRUNG; LEFT HAND; EURO-PROFILE NIGHT LATCH. WITH: 48MM CENTRES; 82MM BACKSET; TYPE 'E' STRIKER
Y7009,76MM	Y7009; 76MM BRONZE METAL ANTIQUE; HEAVY SPRUNG; LEFT HAND; EURO-PROFILE NIGHT LATCH. WITH: 48MM CENTRES; 57MM BACKSET; TYPE 'E' STRIKER
Y7009RB,101MM	Y7009RB; 101MM BRONZE METAL ANTIQUE; RADIUS; HEAVY SPRUNG; EURO-PROFILE ROLLERBOLT NIGHT LATCH. WITH: 48MM CENTRES; 82MM BACKSET; TYPE 'F' STRIKER
Y7009RB,76MM	Y7009RB; 76MM BRONZE METAL ANTIQUE; RADIUS; HEAVY SPRUNG; EURO-PROFILE ROLLERBOLT NIGHT LATCH. WITH: 48MM CENTRES; 57MM BACKSET; TYPE 'F' STRIKER
Y7010,101MM	Y7010; 101MM BRONZE METAL ANTIQUE; HEAVY SPRUNG; LEFT HAND; EURO-PROFILE NIGHT LATCH SASHLOCK. WITH: 48MM CENTRES; 82MM BACKSET; TYPE 'A' STRIKER
Y7010,76MM	Y7010; 76MM BRONZE METAL ANTIQUE; HEAVY SPRUNG; LEFT HAND; EURO-PROFILE NIGHT LATCH SASHLOCK. WITH: 48MM CENTRES; 57MM BACKSET; TYPE 'A' STRIKER
Y7010RB,101MM	Y7010RB; 101MM BRONZE METAL ANTIQUE; RADIUS; HEAVY SPRUNG; EURO-PROFILE ROLLERBOLT NIGHT LATCH SASHLOCK. WITH: 48MM CENTRES; 82MM BACKSET; TYPE 'A' STRIKER
Y7010RB,76MM	Y7010RB; 76MM BRONZE METAL ANTIQUE; RADIUS; HEAVY SPRUNG; EURO-PROFILE ROLLERBOLT NIGHT LATCH SASHLOCK. WITH: 48MM CENTRES; 57MM BACKSET; TYPE 'A' STRIKER
G3004,101MM	G3004; 101MM BRONZE METAL ANTIQUE; 3 LEVER DEADLOCK. WITH:; 82MM BACKSET; TYPE 'C' STRIKER. TO PASS
G3004,63MM	G3004; 63MM BRONZE METAL ANTIQUE; 3 LEVER DEADLOCK. WITH:; 45MM BACKSET; TYPE 'C' STRIKER. TO PASS
G3004,76MM	G3004; 76MM BRONZE METAL ANTIQUE; 3 LEVER DEADLOCK. WITH:; 57MM BACKSET; TYPE 'C' STRIKER. TO PASS
G3005,101MM	G3005; 101MM BRONZE METAL ANTIQUE; 3 LEVER DEADLOCK. WITH:; 82MM BACKSET; TYPE 'C' STRIKER. TO PASS
G3005,63MM	G3005; 63MM BRONZE METAL ANTIQUE; 3 LEVER DEADLOCK. WITH:; 45MM BACKSET; TYPE 'C' STRIKER. TO PASS
G3005,76MM	G3005; 76MM BRONZE METAL ANTIQUE; 3 LEVER DEADLOCK. WITH:; 57MM BACKSET; TYPE 'C' STRIKER. TO PASS
G3006,101MM	G3006; 101MM BRONZE METAL ANTIQUE; 3 LEVER DEADLOCK. WITH:; 82MM BACKSET CLAWBOLT; TYPE 'C' STRIKER. TO PASS
G3006,76MM	G3006; 76MM BRONZE METAL ANTIQUE; 3 LEVER DEADLOCK. WITH:; 57MM BACKSET CLAWBOLT; TYPE 'C' STRIKER. TO PASS
G5004,101MM	G5004; 101MM BRONZE METAL ANTIQUE; 5 LEVER DEADLOCK. WITH:; 82MM BACKSET; TYPE 'I' STRIKER. TO PASS
G5004,63MM	G5004; 63MM BRONZE METAL ANTIQUE; 5 LEVER DEADLOCK. WITH:; 45MM BACKSET; TYPE 'I' STRIKER. TO PASS
G5004,76MM	G5004; 76MM BRONZE METAL ANTIQUE; 5 LEVER DEADLOCK. WITH:; 57MM BACKSET; TYPE 'I' STRIKER. TO PASS
G5005,101MM	G5005; 101MM BRONZE METAL ANTIQUE; 5 LEVER DEADLOCK. WITH:; 82MM BACKSET; TYPE 'I' STRIKER. TO PASS
G5005,63MM	G5005; 63MM BRONZE METAL ANTIQUE; 5 LEVER DEADLOCK. WITH:; 45MM BACKSET; TYPE 'I' STRIKER. TO PASS
G5005,76MM	G5005; 76MM BRONZE METAL ANTIQUE; 5 LEVER DEADLOCK. WITH:; 57MM BACKSET; TYPE 'I' STRIKER. TO PASS
G5006,101MM	G5006; 101MM BRONZE METAL ANTIQUE; 5 LEVER DEADLOCK. WITH:; 82MM BACKSET CLAWBOLT; TYPE 'C' STRIKER. TO PASS
G5006,76MM	G5006; 76MM BRONZE METAL ANTIQUE; 5 LEVER DEADLOCK. WITH:; 57MM BACKSET CLAWBOLT; TYPE 'C' STRIKER. TO PASS
G5054,63MM	G5054; 63MM BRONZE METAL ANTIQUE; 5 LEVER BRITISH STANDARD DEADLOCK. WITH:; 45MM BACKSET; TYPE 'M' STRIKER. TO PASS

Annex A – Approved Locksets

Table 1 – Imperial Locksets (continued)	
SHORT NAME	LOCK DESCRIPTION
G5054,76MM	G5054; 76MM 5 LEVER BRITISH STANDARD DEADLOCK. WITH: 57MM BACKSET
G7004,101MM	G7004; 101MM EURO-PROFILE DEADLOCK. WITH: 82MM BACKSET
G7004,63MM	G7004; 63MM EURO-PROFILE DEADLOCK. WITH: 45MM BACKSET
G7004,76MM	G7004; 76MM EURO-PROFILE DEADLOCK. WITH: 57MM BACKSET
G7005,63MM	G7005; 63MM HOOK BOLT, EURO-PROFILE DEADLOCK. WITH: 45MM BACKSET
G7006,101MM	G7006; 101MM EURO-PROFILE CLAWBOLT DEADLOCK. WITH: 82MM BACKSET
G7006,76MM	G7006; 76MM EURO-PROFILE CLAWBOLT DEADLOCK. WITH: 57MM BACKSET
G7034,63MM	G7034; 63MM EURO-PROFILE BRITISH STANDARD DEADLOCK. WITH 45MM BACKSET
G7034,76MM	G7034; 76MM EURO-PROFILE BRITISH STANDARD DEADLOCK. WITH 57MM BACKSET
G7054,101MM	G7054; 101MM OVAL-PROFILE DEADLOCK. WITH: 82MM BACKSET
G7054,63MM	G7054; 63MM OVAL-PROFILE DEADLOCK. WITH: 45MM BACKSET
G7054,76MM	G7054; 76MM OVAL-PROFILE DEADLOCK. WITH: 57MM BACKSET
G7056,101MM	G7056; 101MM OVAL-PROFILE CLAWBOLT DEADLOCK. WITH: 82MM BACKSET
G7056,76MM	G7056; 76MM OVAL-PROFILE CLAWBOLT DEADLOCK. WITH: 57MM BACKSET
G7254,63MM	G7254; 63MM EURO-PROFILE DEADLOCK. WITH: 45MM BACKSET
G7254,76MM	G7254; 76MM EURO-PROFILE DEADLOCK. WITH: 57MM BACKSET
G8022,101MM	G8022; 101MM BATHROOM DEADLOCK. WITH: 82MM BACKSET; 5MM DEADBOLT FOLLOWER
G8022,63MM	G8022; 63MM BATHROOM DEADLOCK. WITH: 45MM BACKSET; 5MM DEADBOLT FOLLOWER
G8022,76MM	G8022; 76MM BATHROOM DEADLOCK. WITH: 57MM BACKSET; 5MM DEADBOLT FOLLOWER
G8023,101MM	G8023; 101MM BATHROOM DEADLOCK. WITH: 82MM BACKSET; 8MM DEADBOLT FOLLOWER
G8023,63MM	G8023; 63MM BATHROOM DEADLOCK. WITH: 45MM BACKSET; 8MM DEADBOLT FOLLOWER
G8023,76MM	G8023; 76MM BATHROOM DEADLOCK. WITH: 57MM BACKSET; 8MM DEADBOLT FOLLOWER
G8028,101MM	G8028; 101MM BATHROOM CLAWBOLT DEADLOCK. WITH: 82MM BACKSET; 5MM DEADBOLT FOLLOWER
G8028,76MM	G8028; 76MM BATHROOM CLAWBOLT DEADLOCK. WITH: 57MM BACKSET; 5MM DEADBOLT FOLLOWER
KP7004,101MM	KP7004; 101MM KABA-PROFILE DEADLOCK. WITH: 82MM BACKSET
KP7004,63MM	KP7004; 63MM KABA-PROFILE DEADLOCK. WITH: 45MM BACKSET
KP7004,76MM	KP7004; 76MM KABA-PROFILE DEADLOCK. WITH: 57MM BACKSET
KP7006,101MM	KP7006; 101MM KABA-PROFILE CLAWBOLT DEADLOCK. WITH: 82MM BACKSET
KP7006,76MM	KP7006; 76MM KABA-PROFILE CLAWBOLT DEADLOCK. WITH: 57MM BACKSET CLAWBOLT
KP7034,76MM	KP7034; 76MM KABA-PROFILE DEADLOCK. WITH: 57MM BACKSET
KP7254,76MM	KP7254; 76MM KABA-PROFILE DEADLOCK. WITH: 57MM BACKSET
MK3004,101MM	MK3004; 101MM 3 LEVER MASTER KEY DEADLOCK. WITH: 82MM BACKSET
MK3004,63MM	MK3004; 63MM 3 LEVER MASTER KEY DEADLOCK. WITH: 45MM BACKSET
MK3004,76MM	MK3004; 76MM 3 LEVER MASTER KEY DEADLOCK. WITH: 57MM BACKSET
MK3006,101MM	MK3006; 101MM 3 LEVER MASTER KEY CLAWBOLT DEADLOCK. WITH: 82MM BACKSET
MK3006,76MM	MK3006; 76MM 3 LEVER MASTER KEY CLAWBOLT DEADLOCK. WITH: 57MM BACKSET
MK5004,101MM	MK5004; 101MM 5 LEVER MASTER KEY DEADLOCK. WITH: 82MM BACKSET
MK5004,63MM	MK5004; 63MM 5 LEVER MASTER KEY DEADLOCK. WITH: 45MM BACKSET
MK5004,76MM	MK5004; 76MM 5 LEVER MASTER KEY DEADLOCK. WITH: 57MM BACKSET
MK5006,101MM	MK5006; 101MM 5 LEVER MASTER KEY CLAWBOLT DEADLOCK. WITH: 82MM BACKSET
MK5006,76MM	MK5006; 76MM 5 LEVER MASTER KEY CLAWBOLT DEADLOCK. WITH: 57MM BACKSET
G3020,63MM	G3020; 63MM 3 LEVER SASHLOCK. WITH: 57MM CENTRES; 45MM BACKSET
G3020,76MM	G3020; 76MM 3 LEVER SASHLOCK. WITH: 57MM CENTRES; 57MM BACKSET
G8030,63MM	G8030; 63MM BATHROOM SASHLOCK. WITH: 57MM CENTRES; 45MM BACKSET

Annex A – Approved Locksets

Table 1 – Imperial Locksets (continued)	
SHORT NAME	LOCK DESCRIPTION
G8030,76MM	G8030; 76MM BATHROOM SASHLOCK. WITH: 57MM CENTRES; 57MM BACKSET
G4040,76MM	G4040; 76MM LATCH. WITH: 57MM BACKSET
G8040,76MM	G8040; 76MM BATHROOM DEADLOCK. WITH: 57MM BACKSET; 5MM DEADBOLT FOLLOWER
G8041,76MM	G8041; 76MM BATHROOM DEADLOCK. WITH: 57MM BACKSET; 8MM DEADBOLT FOLLOWER
CON4050,101MM	CON4050; 101MM LATCH. WITH: 82MM BACKSET
CON4050,63MM	CON4050; 63MM LATCH. WITH: 45MM BACKSET
CON4050,76MM	CON4050; 76MM LATCH. WITH: 57MM BACKSET
G4050,101MM	G4050; 101MM LATCH. WITH: 82MM BACKSET
G4050,63MM	G4050; 63MM LATCH. WITH: 45MM BACKSET
G4050,76MM	G4050; 76MM LATCH. WITH: 57MM BACKSET
G4052,101MM	G4052; 101MM ROLLERBOLT LATCH. WITH: 82MM BACKSET
G4052,63MM	G4052; 63MM ROLLERBOLT LATCH. WITH: 45MM BACKSET
G4052,76MM	G4052; 76MM ROLLERBOLT LATCH. WITH: 57MM BACKSET
G4054,127MM	G4054; 127MM HORIZONTAL LATCH. WITH: 102MM BACKSET
G5011,127MM	G5011; 127MM 5 LEVER HORIZONTAL SASHLOCK. WITH: 57MM CENTRES; 45MM BACKSET
G7011,127MM	G7011; 127MM EURO-PROFILE HORIZONTAL SASHLOCK. WITH: 57MM CENTRES; 45MM BACKSET
G7061,127MM	G7061; 127MM OVAL-PROFILE HORIZONTAL SASHLOCK. WITH: 57MM CENTRES; 45MM BACKSET
G8024,127MM	G8024; 127MM HORIZONTAL BATHROOM SASHLOCK. WITH: 57MM CENTRES; 45MM BACKSET; 5MM DEADBOLT FOLLOWER
G8025,127MM	G8025; 127MM HORIZONTAL BATHROOM SASHLOCK. WITH: 57MM CENTRES; 45MM BACKSET; 8MM DEADBOLT FOLLOWER
KP7011,127MM	KP7011; 127MM KABA-PROFILE HORIZONTAL SASHLOCK. WITH: 57MM CENTRES; 45MM BACKSET
MK3011,127MM	MK3011; 127MM 3 LEVER HORIZONTAL MASTER KEY SASHLOCK. WITH: 57MM CENTRES; 45MM BACKSET
MK5011,127MM	MK5011; 127MM 5 LEVER HORIZONTAL MASTER KEY SASHLOCK. WITH: 57MM CENTRES; 45MM BACKSET
G4055,151MM	G4055; 151MM HORIZONTAL LATCH. WITH: 127MM BACKSET
G5012,151MM	G5012; 151MM 5 LEVER HORIZONTAL SASHLOCK. WITH: 70MM CENTRES; 57MM BACKSET
G7012,151MM	G7012; 151MM EURO-PROFILE HORIZONTAL SASHLOCK. WITH: 70MM CENTRES; 57MM BACKSET
G7018,151MM	G7018; 151MM EURO-PROFILE HORIZONTAL NIGHT LATCH SASHLOCK. WITH: 70MM CENTRES; 57MM BACKSET
G7062,151MM	G7062; 151MM OVAL-PROFILE HORIZONTAL SASHLOCK. WITH: 70MM CENTRES; 57MM BACKSET
G7068,151MM	G7068; 151MM OVAL-PROFILE HORIZONTAL NIGHT LATCH SASHLOCK. WITH: 70MM CENTRES; 57MM BACKSET
G8026,151MM	G8026; 151MM HORIZONTAL BATHROOM SASHLOCK. WITH: 70MM CENTRES; 57MM BACKSET; 5MM DEADBOLT FOLLOWER
G8027,151MM	G8027; 151MM HORIZONTAL BATHROOM SASHLOCK. WITH: 70MM CENTRES; 57MM BACKSET; 8MM DEADBOLT FOLLOWER
KP7012,151MM	KP7012; 151MM KABA-PROFILE HORIZONTAL SASHLOCK. WITH: 70MM CENTRES; 57MM BACKSET
KP7018,151MM	KP7018; 151MM KABA-PROFILE NIGHT LATCH SASHLOCK. WITH: 70MM CENTRES; 57MM BACKSET
MK3012,151MM	MK3012; 151MM 3 LEVER HORIZONTAL MASTER KEY SASHLOCK. WITH: 70MM CENTRES; 57MM BACKSET
MK5012,151MM	MK5012; 151MM 5 LEVER HORIZONTAL MASTER KEY SASHLOCK. WITH: 70MM CENTRES; 57MM BACKSET
G4060,100MM	G4060; 100MM LATCH. WITH: 75MM BACKSET
G4060,127MM	G4060; 127MM LATCH. WITH: 100MM BACKSET
G4060,151MM	G4060; 151MM LATCH. WITH: 130MM BACKSET
G4060,80MM	G4060; 80MM LATCH. WITH: 60MM BACKSET
G8060,100MM	G8060; 100MM BATHROOM DEADLOCK. WITH: 75MM BACKSET; 5MM DEADBOLT FOLLOWER
G8060,127MM	G8060; 127MM BATHROOM DEADLOCK. WITH: 100MM BACKSET; 5MM DEADBOLT FOLLOWER
G8060,151MM	G8060; 151MM BATHROOM DEADLOCK. WITH: 130MM BACKSET; 5MM DEADBOLT FOLLOWER
G8060,80MM	G8060; 80MM BATHROOM DEADLOCK. WITH: 60MM BACKSET; 5MM DEADBOLT FOLLOWER

Annex A – Approved Locksets

Table 1 – Imperial Locksets (continued)	
SHORT NAME	LOCK DESCRIPTION
G8061,100MM	G8061; 100MM BATHROOM DEADLOCK. WITH: 75MM BACKSET; 8MM DEADBOLT FOLLOWER
G8061,127MM	G8061; 127MM BATHROOM DEADLOCK. WITH: 100MM BACKSET; 8MM DEADBOLT FOLLOWER
G8061,151MM	G8061; 151MM BATHROOM DEADLOCK. WITH: 130MM BACKSET; 8MM DEADBOLT FOLLOWER
G8061,80MM	G8061; 80MM BATHROOM DEADLOCK. WITH: 60MM BACKSET; 8MM DEADBOLT FOLLOWER
G4061,66MM	G4061; 66MM LATCH. WITH: 46MM BACKSET
G4061,79MM	G4061; 79MM LATCH. WITH: 58MM BACKSET
G4072,63MM	G4072; 63MM PUSH-PULL LATCH.
G7020,76MM	G7020; 76MM EURO-PROFILE BRITISH STANDARD SASHLOCK. WITH: 72MM CENTRES; 48MM BACKSET
G7240,76MM	G7240; 76MM EURO-PROFILE SASHLOCK. WITH: 72MM CENTRES; 57MM BACKSET
G72-4053,101MM	101MM LATCH. WITH: 82MM BACKSET
G72-4053,76MM	76MM LATCH. WITH: 57MM BACKSET
G7250,76MM	G7250; 76MM EURO-PROFILE SASHLOCK. WITH: 72MM CENTRES; 57MM BACKSET
G7270,76MM	G7270; 76MM OVAL-PROFILE SASHLOCK. WITH: 72MM CENTRES; 57MM BACKSET
G72-7000,101MM	G72-7000; 101MM EURO-PROFILE SASHLOCK. WITH: 72MM CENTRES; 82MM BACKSET
G72-7000,76MM	G72-7000; 76MM EURO-PROFILE SASHLOCK. WITH: 72MM CENTRES; 57MM BACKSET
G72-7002,101MM	G72-7002; 101MM EURO-PROFILE ROLLERBOLT SASHLOCK. WITH: 72MM CENTRES; 82MM BACKSET
G72-7002,76MM	G72-7002; 76MM EURO-PROFILE ROLLERBOLT SASHLOCK. WITH: 72MM CENTRES; 57MM BACKSET
G72-7004,101MM	G72-7004; 101MM EURO-PROFILE DEADLOCK. WITH: 82MM BACKSET
G72-7004,76MM	G72-7004; 76MM EURO-PROFILE DEADLOCK. WITH: 57MM BACKSET
G72-7006,101MM	G72-7006; 101MM EURO-PROFILE CLAWBOLT DEADLOCK. WITH: 82MM BACKSET
G72-7006,76MM	G72-7006; 76MM EURO-PROFILE CLAWBOLT DEADLOCK. WITH: 57MM BACKSET
G72-7007,101MM	G72-7007; 101MM EURO-PROFILE ESCAPE DEADLOCK. WITH: 72MM CENTRES; 82MM BACKSET
G72-7007,76MM	G72-7007; 76MM EURO-PROFILE ESCAPE DEADLOCK. WITH: 72MM CENTRES; 57MM BACKSET
G72-7008,101MM	G72-7008; 101MM EURO-PROFILE NIGHT LATCH. WITH: 72MM CENTRES; 82MM BACKSET
G72-7008,76MM	G72-7008; 76MM EURO-PROFILE NIGHT LATCH. WITH: 72MM CENTRES; 57MM BACKSET
G72-008HB,101MM	G72-7008HB; 101MM EURO-PROFILE NIGHT LATCH. WITH: 72MM CENTRES; 82MM BACKSET
G72-7008HB,76MM	G72-7008HB; 76MM EURO-PROFILE NIGHT LATCH. WITH: 72MM CENTRES; 57MM BACKSET
G72-7009,101MM	G72-7009; 101MM EURO-PROFILE NIGHT LATCH. WITH: 72MM CENTRES; 82MM BACKSET
G72-7009,76MM	G72-7009; 76MM EURO-PROFILE NIGHT LATCH. WITH: 72MM CENTRES; 57MM BACKSET
G72-7010,101MM	G72-7010; 101MM EURO-PROFILE NIGHT LATCH SASHLOCK. WITH: 72MM CENTRES; 82MM BACKSET
G72-7010,76MM	G72-7010; 76MM EURO-PROFILE NIGHT LATCH SASHLOCK. WITH: 72MM CENTRES; 57MM BACKSET
G72-7072,101MM	G72-7072; 101MM EURO-PROFILE PUSH-PULL SASHLOCK. WITH: 82MM BACKSET
G72-7072,76MM	G72-7072; 76MM EURO-PROFILE PUSH-PULL SASHLOCK. WITH: 57MM BACKSET
G72-7089,101MM	G72-7089; 76MM EURO-PROFILE NIGHT LATCH. WITH: 72MM CENTRES; 57MM BACKSET
G72-7089,76MM	G4061; 66MM LATCH. WITH: 46MM BACKSET
G72-8008D,76MM	G72-8008D; 76MM EASY-ACTION BATHROOM SASHLOCK. WITH: 72MM CENTRES; 57MM BACKSET
G72-8020,101MM	G72-8020; 101MM BATHROOM SASHLOCK. WITH: 72MM CENTRES; 82MM BACKSET; 5MM DEADBOLT FOLLOWER
G72-8020,76MM	G72-8020; 76MM BATHROOM SASHLOCK. WITH: 72MM CENTRES; 57MM BACKSET; 5MM DEADBOLT FOLLOWER
G72-020RB,101MM	G72-8020RB; 101MM ROLLERBOLT BATHROOM SASHLOCK. WITH: 72MM CENTRES; 82MM BACKSET; 5MM DEADBOLT FOLLOWER
G72-8020RB,76MM	G72-8020RB; 76MM ROLLERBOLT BATHROOM SASHLOCK. WITH: 72MM CENTRES; 57MM BACKSET; 5MM DEADBOLT FOLLOWER

Annex A – Approved Locksets

Table 1 – Imperial Locksets (continued)	
SHORT NAME	LOCK DESCRIPTION
G72-8021,101MM	G72-8021; 101MM BATHROOM SASHLOCK. WITH: 72MM CENTRES; 82MM BACKSET; 8MM DEADBOLT FOLLOWER
G72-8021,76MM	G72-8021; 76MM BATHROOM SASHLOCK. WITH: 72MM CENTRES; 57MM BACKSET; 8MM DEADBOLT FOLLOWER
G72-8021RB,101MM	G72-8021RB; 101MM ROLLERBOLT BATHROOM SASHLOCK. WITH: 72MM CENTRES; 82MM BACKSET; 8MM DEADBOLT FOLLOWER
G72-8021RB,76MM	G72-8021RB; 76MM ROLLERBOLT BATHROOM SASHLOCK. WITH: 72MM CENTRES; 57MM BACKSET; 8MM DEADBOLT FOLLOWER
G72-8072,101MM	G72-8072; 101MM PUSH-PULL BATHROOM SASHLOCK. WITH: 82MM BACKSET; 5MM DEADBOLT FOLLOWER
G72-8072,76MM	G72-8072; 76MM PUSH-PULL BATHROOM SASHLOCK. WITH: 57MM BACKSET; 5MM DEADBOLT FOLLOWER
G72-8872,101MM	G72-8872; 101MM PUSH-PULL BATHROOM SASHLOCK. WITH: 82MM BACKSET; 8MM DEADBOLT FOLLOWER
G72-8872,76MM	G72-8872; 76MM PUSH-PULL BATHROOM SASHLOCK. WITH: 57MM BACKSET; 8MM DEADBOLT FOLLOWER
G8220,76MM	G8220; 76MM BATHROOM SASHLOCK. WITH: 72MM CENTRES; 57MM BACKSET; 5MM DEADBOLT FOLLOWER
G8221,76MM	G8221; 76MM BATHROOM SASHLOCK. WITH: 72MM CENTRES; 57MM BACKSET; 8MM DEADBOLT FOLLOWER
KP7020,76MM	KP7020; 76MM KABA-PROFILE SASHLOCK. WITH: 72MM CENTRES; 48MM BACKSET
KP7240,76MM	KP7240; 76MM KABA-PROFILE SASHLOCK. WITH: 72MM CENTRES; 57MM BACKSET
KP7250,76MM	KP7250; 76MM KABA-PROFILE SASHLOCK. WITH: 72MM CENTRES; 57MM BACKSET
G7208,97MM	G7208; 97MM EURO-PROFILE PANIC ESCAPE SASHLOCK. WITH: 72MM CENTRES; 65MM BACKSET.
G7278,84MM	G7278; 84MMEURO-PROFILE PANIC ESCAPE SASHLOCK. WITH: 72MM CENTRES; 54MM BACKSET
G7588,65MM	G7588; 65MM OVAL-PROFILE NIGHT LATCH. WITH: 47.5MM BACKSET
G7588,77.5MM	G7588; 77.5MM OVAL-PROFILE NIGHT LATCH. WITH: 60MM BACKSET
G7788,65MM	G7788; 65MM EURO-PROFILE NIGHT LATCH. WITH: 47.5MM BACKSET
G7788,77.5MM	G7788; 77.5MM EURO-PROFILE NIGHT LATCH. WITH: 60MM BACKSET
G9562,101MM	G9562; 101MM OVAL-PROFILE ROLLERBOLT FIRE ESCAPE LATCH
G9562,101MM	G9562; 101MM OVAL-PROFILE ROLLERBOLT FIRE ESCAPE LATCH
KP9762,101MM	KP9762; 101MM KABA-PROFILE ROLLERBOLT FIRE ESCAPE LATCH
KP9764,101MM	KP9764; 101MM KABA-PROFILE FIRE ESCAPE DEADLOCK
G9564,101MM	G9564; 101MM OVAL-PROFILE FIRE ESCAPE DEADLOCK. WITH: 82MM BACKSET
G9762,101MM	G9762; 101MM EURO-PROFILE ROLLERBOLT FIRE ESCAPE LATCH. WITH: 82MM BACKSET
G9764,101MM	G9764; 101MM EURO-PROFILE FIRE ESCAPE DEADLOCK. WITH: 82MM BACKSET
PR6260T	PR6260T; CYLINDER MORTICE AUTO DEADLOCKING MORTICE NIGHT LATCH WITH HOLDBACK
PR6270T	PR6270T CYLINDER MORTICE AUTO-LOCKING DEADLOCK
PR6280T	PR6280T CYLINDER MORTICE ROLLER BOLT DEADLOCK
G7130-76MM	BS 3621 BRITISH STANDARD EURO PROFILE CYLINDER MORTICE SASHLOCK
G7130-63MM	BS 3621 BRITISH STANDARD EURO PROFILE CYLINDER MORTICE SASHLOCK
G7134-76MM	BS 3621 BRITISH STANDARD EURO PROFILE CYLINDER MORTICE DEADLOCK
G7134-63MM	BS 3621 BRITISH STANDARD EURO PROFILE CYLINDER MORTICE DEADLOCK

Annex A – Approved Locksets

Table 2 – Benton Locksets	
Model Ref.	Lock type and description
	75 Series
B2501-76-O	Cylinder sashlock Oval cylinder
B2501-76-P	Cylinder sashlock Euro profile cylinder
B2501-76-KP	Cylinder sashlock Kaba profile cylinder.
B2503-76	Latch - small case
B2504-76	Latch
B2505-76-O	Cylinder deadlock (Small) Oval cylinder
B2505-76-P	Cylinder deadlock (Small) Euro profile cylinder
B2505-76-KP	Cylinder deadlock (Small) Kaba profile cylinder
B2506-76-O	Cylinder deadlock Oval cylinder
B2506-76-P	Cylinder deadlock Euro profile cylinder
B2506-76-KP	Cylinder deadlock Kaba profile cylinder
B2508-76-5	Bathroom lock 5mm follower
B2508-76-8	Bathroom lock 8mm follower
B2510-76-O	Anti-thrust nightlatch Oval cylinder
B2510-76-P	Anti-thrust nightlatch Euro profile cylinder
B2510-76-KP	Anti-thrust nightlatch Kaba profile cylinder
	Horizontals
B2515	Horizontal Latch
B2516-5	Horizontal Bathroom 5mm follower
B2516-8	Horizontal Bathroom 8mm follower
B2502-P	Horizontal Sashlock Euro profile cylinder
B2502-O	Horizontal Sashlock Oval cylinder
B2502-KP	Horizontal sashlock Kaba profile cylinder
	72 Series
B0172-60-P	Sashlock Euro profile cylinder
B0172-60-O	Sashlock Oval cylinder
B0172-60-KP	Sashlock Kaba profile cylinder
B0172-80-P	Sashlock Euro profile cylinder
B0172-80-O	Sashlock Oval cylinder
B0172-80-KP	Sashlock Kaba profile cylinder
B0172-100-P	Sashlock Euro profile cylinder
B0172-100-O	Sashlock Oval cylinder
B0172-100-KP	Sashlock Kaba profile cylinder
B0672-60-O	Deadlock Oval cylinder
B0672-60-P	Deadlock Euro profile cylinder
B0672-60-KP	Deadlock Kaba profile cylinder

Annex A – Approved Locksets

Table 2 – Benton Locksets (continued)	
Model Ref.	Lock type and description
	72 Series
B0672-80-O	Deadlock Oval cylinder
B0672-80-P	Deadlock Euro profile cylinder
B0672-80-KP	Deadlock Kaba profile cylinder
B0672-100-O	Deadlock Oval cylinder
B0672-100-P	Deadlock Euro profile cylinder
B0672-100-KP	Deadlock Kaba profile cylinder
B0472-60	Latch
B0472-80	Latch
B0472-100	Latch
B0872-60	Bathroom lock
B0872-80	Bathroom lock
B0872-100	Bathroom lock
B1072-60-O	Nightlatch Oval cylinder
B1072-60-P	Nightlatch Euro profile cylinder
B1072-60-KP	Nightlatch Kaba profile cylinder
B1072-80-O	Nightlatch Oval cylinder
B1072-80-P	Nightlatch Euro profile cylinder
B1072-80-KP	Nightlatch Kaba profile cylinder
B1072-100-O	Nightlatch Oval cylinder
B1072-100-P	Nightlatch Euro profile cylinder
B1072-100-KP	Nightlatch Kaba profile cylinder
B1072-60-HB-O	Nightlatch Oval cylinder
B1072-60-HB-P	Nightlatch Euro profile cylinder
B1072-60-HB-KP	Nightlatch Kaba profile cylinder
B1072-80-HB-O	Nightlatch Oval cylinder
B1072-80-HB-P	Nightlatch Euro profile cylinder
B1072-80-HB-KP	Nightlatch Kaba profile cylinder
B1072-100-HB-O	Nightlatch Oval cylinder
B1072-100-HB-P	Nightlatch Euro profile cylinder
B1072-100-HB-KP	Nightlatch Kaba profile cylinder
B0972-60-O	Escape lock Oval cylinder
B0972-60-P	Escape lock Euro profile cylinder
B0972-60-KP	Escape lock Kaba profile cylinder
B0972-80-O	Escape lock Oval cylinder
B0972-80-P	Escape lock Euro profile cylinder
B0972-80-KP	Escape lock Kaba profile cylinder
B0972-100-O	Escape lock Oval cylinder
B0972-100-P	Escape lock Euro profile cylinder
B0972-100-KP	Escape lock Kaba profile cylinder
B1172-60-O	Escape lock Split Follower Oval cylinder
B1172-60-P	Escape lock Split Follower Euro profile cylinder

Annex A – Approved Locksets

Table 2 – Benton Locksets (continued)	
Model Ref.	Lock type and description
	72 Series
B1172-60-KP	Escape lock Split Follower Kaba profile cylinder
B1172-80-O	Escape lock Split Follower Oval cylinder
B1172-80-P	Escape lock Split Follower Euro profile cylinder
B1172-80-KP	Escape lock Split Follower Kaba profile cylinder
B1172-100-O	Escape lock Split Follower Oval cylinder
B1172-100-P	Escape lock Split Follower Euro profile cylinder
B1172-100-KP	Escape lock Split Follower Kaba profile cylinder
B5225-60	Lift to Lock (Bathroom)
B5225-80	Lift to Lock (Bathroom)
B5225-100	Lift to Lock (Bathroom)

Annex A – Approved Locksets

Table 3 – Primera Locksets	
Model Ref.	Lock type and description
PR-6101RBD	Roller bolt Lock case
PR-6106ALNL-LL	Auto Locking Night latch - c/w double follower, Radius Latch & M'plier (LL & P'port)
PR-6111RBD	Roller Bolt Deadlock 101 x 235 (Swiss profile)
PR-6114ALNL-NHB	Auto Locking Night latch - lightly sprung non Holdback (Swiss profile) & M'plier
PR-6115ALNL-HB	Auto Locking Night latch - lightly sprung c/w Holdback (Swiss profile) & M'plier
PR-6121RBD	Roller Bolt Deadlock 101 x 235 (Oval profile)
PR-6124ALNL-NHB	Auto Locking Night latch - lightly sprung non Holdback (Oval profile) & M'plier
PR-6125ALNL-HB	Auto Locking Night latch - lightly sprung c/w Holdback (Oval profile) & M'plier
PR-6130RBD	Roller Bolt Deadlock 101 x 235 x 72mm centre
PR-6131RBD	Roller Bolt Deadlock 101 x 235 x 72mm centre-Communal
PR-6136ALNL-NHB	Auto Locking Night latch Unified - L/S, no HB. Radius latch & M'plier
PR-6137ALNL-HB	Auto Locking Night latch Unified - L/S, c/w HB. Radius latch & M'plier
PR-6138ALNL-NHB	Auto Locking Night latch 38mm - L/S, no HB. Radius latch & M'plier
PR-6139ALNL-HB	Auto Locking Night latch 38mm - L/S, c/w HB. Radius latch & M'plier
PR-6140ALNL-NHB-O	Auto Locking Night latch Unified - Oval Profile L/S, no HB. Radius latch & M'plier
PR-6141ALNL-HB-O	Auto Locking Night latch Unified - Oval Profile L/S, c/w HB. Radius latch & M'plier
PR-6142ALNL-HB-S	Auto Locking Night latch Unified - Swiss Profile L/S, no HB. Radius latch & M'plier
PR-6143ALNL-HB-S	Auto Locking Night latch Unified - Swiss Profile L/S, c/w HB. Radius latch & M'plier
PR-6144RBD-S	Roller Bolt Deadlock 101 x 235 x 72mm centre (Swiss Profile)
PR-6145RBD-S	Roller Bolt Deadlock 101 x 235 x 72mm centre-Communal (Swiss Profile)
PR-6146RBD-O	Roller Bolt Deadlock 101 x 235 x 72mm centre (Oval Profile)
PR-6147RBD-O	Roller Bolt Deadlock 101 x 235 x 72mm centre-Communal (Oval Profile)
PR-6148RBD-LL	Roller Bolt Deadlock 101 x 235 x 72mm centre c/w double follower (Lifeline)
PR-6151RBD	Roller Bolt Deadlock 76 x 235 x 72mm centre
PR-6152RBD-O	Roller Bolt Deadlock 76 x 235 x 72mm centre (Oval Profile)
PR-6153RBD-S	Roller Bolt Deadlock 76 x 235 x 72mm centre (Swiss Profile)
PR-6303-TMB-CWRK	Rhino Door Bolt

Annex B – Approved Locksets

Table 4 - Guardian 72mm Series DIN Standard Back Set Sashlock/ Deadlock/ Latch Range		
New Part No	Backset	Description
G72-7000-40BS	40mm	72 series Din Standard Backset Euro profile Sashlock
G72-7000-50BS	50mm	72 series Din Standard Backset Euro profile Sashlock
G72-7000-55BS	55mm	72 series Din Standard Backset Euro profile Sashlock
G72-7000-60BS	60mm	72 series Din Standard Backset Euro profile Sashlock
G72-7000-65BS	65mm	72 series Din Standard Backset Euro profile Sashlock
G72-7000-70BS	70mm	72 series Din Standard Backset Euro profile Sashlock
G72-7000-75BS	75mm	72 series Din Standard Backset Euro profile Sashlock
G72-7000-80BS	80mm	72 series Din Standard Backset Euro profile Sashlock
G72-7000-85BS	85mm	72 series Din Standard Backset Euro profile Sashlock
G72-7000-90BS	90mm	72 series Din Standard Backset Euro profile Sashlock
G72-7000-95BS	95mm	72 series Din Standard Backset Euro profile Sashlock
G72-7000-100BS	100mm	72 series Din Standard Backset Euro profile Sashlock
G72-7000-105BS	105mm	72 series Din Standard Backset Euro profile Sashlock
G72-7004-110BS	110mm	72 series Din Standard Backset Euro profile Sashlock
G72-7004-40BS	40mm	72 series Din Standard Backset Euro profile Deadlock
G72-7004-50BS	50mm	72 series Din Standard Backset Euro profile Deadlock
G72-7004-55BS	55mm	72 series Din Standard Backset Euro profile Deadlock
G72-7004-60BS	60mm	72 series Din Standard Backset Euro profile Deadlock
G72-7004-65BS	65mm	72 series Din Standard Backset Euro profile Deadlock
G72-7004-70BS	70mm	72 series Din Standard Backset Euro profile Deadlock
G72-7004-75BS	75mm	72 series Din Standard Backset Euro profile Deadlock
G72-7004-80BS	80mm	72 series Din Standard Backset Euro profile Deadlock
G72-7004-85BS	85mm	72 series Din Standard Backset Euro profile Deadlock
G72-7004-90BS	90mm	72 series Din Standard Backset Euro profile Deadlock
G72-7004-95BS	95mm	72 series Din Standard Backset Euro profile Deadlock
G72-7004-100BS	100mm	72 series Din Standard Backset Euro profile Deadlock
G72-7004-105BS	105mm	72 series Din Standard Backset Euro profile Deadlock
G72-7004-110BS	110mm	72 series Din Standard Backset Euro profile Deadlock
G72-7043-40BS	40mm	72 series Din Standard Backset Latch
G72-7043-50BS	50mm	72 series Din Standard Backset Latch
G72-7043-55BS	55mm	72 series Din Standard Backset Latch
G72-7043-60BS	60mm	72 series Din Standard Backset Latch
G72-7043-65BS	65mm	72 series Din Standard Backset Latch
G72-7043-70BS	70mm	72 series Din Standard Backset Latch
G72-7043-75BS	75mm	72 series Din Standard Backset Latch
G72-7043-80BS	80mm	72 series Din Standard Backset Latch
G72-7043-85BS	85mm	72 series Din Standard Backset Latch
G72-7043-90BS	90mm	72 series Din Standard Backset Latch
G72-7043-95BS	95mm	72 series Din Standard Backset Latch
G72-7043-100BS	100mm	72 series Din Standard Backset Latch
G72-7043-105BS	105mm	72 series Din Standard Backset Latch
G72-7043-110BS	110mm	72 series Din Standard Backset Latch

Annex B – Approved Locksets

Table 5 - Guardian 72mm Centre Sashlock/ Deadlock Range		
New Part No	Backset	Deadbolt Operation Type
G72-300063	45	72 series 3 Lever Sashlock
G72-300076	57	72 series 3 Lever Sashlock
G72-3000101	82	72 series 3 Lever Sashlock
G72-500063	45	72 series 5 Lever Sashlock
G72-500076	57	72 series 5 Lever Sashlock
G72-5000101	82	72 series 5 Lever Sashlock
G72-300463	45	72 series 3 Lever Deadlock
G72-300476	57	72 series 3 Lever Deadlock
G72-3004101	82	72 series 3 Lever Deadlock
G72-500463	45	72 series 5 Lever Deadlock
G72-500476	57	72 series 5 Lever Deadlock
G72-5004101	82	72 series 5 Lever Deadlock

Table 6 - Guardian G72-7088 Duel Profile Night		
New Part No	Backset	Deadbolt Operation Type
G72-708863	45	72 series Duel Profile Night Latch
G72-708876	57	72 series Duel Profile Night Latch
G72-7088101	82	72 series Duel Profile Night Latch

Table 7 - Guardian Push & Pull DIN Standard Back Set Sashlock Range		
New Part No	Backset	Description
G72-7072-40BS	40mm	72 series Din Standard Backset Push & Pull Euro profile Sashlock
G72-7072-50BS	50mm	72 series Din Standard Backset Push & Pull Euro profile Sashlock
G72-7072-55BS	55mm	72 series Din Standard Backset Push & Pull Euro profile Sashlock
G72-7072-60BS	60mm	72 series Din Standard Backset Push & Pull Euro profile Sashlock
G72-7072-65BS	65mm	72 series Din Standard Backset Push & Pull Euro profile Sashlock
G72-7072-70BS	70mm	72 series Din Standard Backset Push & Pull Euro profile Sashlock
G72-7072-75BS	75mm	72 series Din Standard Backset Push & Pull Euro profile Sashlock
G72-7072-80BS	80mm	72 series Din Standard Backset Push & Pull Euro profile Sashlock
G72-7072-85BS	85mm	72 series Din Standard Backset Push & Pull Euro profile Sashlock
G72-7072-90BS	90mm	72 series Din Standard Backset Push & Pull Euro profile Sashlock
G72-7072-95BS	95mm	72 series Din Standard Backset Push & Pull Euro profile Sashlock
G72-7072-100BS	100mm	72 series Din Standard Backset Push & Pull Euro profile Sashlock
G72-7072-105BS	105mm	72 series Din Standard Backset Push & Pull Euro profile Sashlock
G72-7072-110BS	110mm	72 series Din Standard Backset Push & Pull Euro profile Sashlock

Annex B – Approved Locksets

Table 8 - Guardian Tubular Latch/ Deadbolt Range		
New Part No	Backset	Description
G4060	65mm	Tubular Latch, 8mm Follower
G4060	70mm	Tubular Latch, 8mm Follower
G4060	80mm	Tubular Latch, 8mm Follower
G4060	85mm	Tubular Latch, 8mm Follower
G4060	90mm	Tubular Latch, 8mm Follower
G4060	95mm	Tubular Latch, 8mm Follower
G4060	105mm	Tubular Latch, 8mm Follower
G4060	110mm	Tubular Latch, 8mm Follower
G4060	115mm	Tubular Latch, 8mm Follower
G4060	120mm	Tubular Latch, 8mm Follower
G4060	125mm	Tubular Latch, 8mm Follower
G8060	65mm	Tubular Deadbolt, 5mm Follower
G8060	70mm	Tubular Deadbolt, 5mm Follower
G8060	80mm	Tubular Deadbolt, 5mm Follower
G8060	85mm	Tubular Deadbolt, 5mm Follower
G8060	90mm	Tubular Deadbolt, 5mm Follower
G8060	95mm	Tubular Deadbolt, 5mm Follower
G8060	105mm	Tubular Deadbolt, 5mm Follower
G8060	110mm	Tubular Deadbolt, 5mm Follower
G8060	115mm	Tubular Deadbolt, 5mm Follower
G8060	120mm	Tubular Deadbolt, 5mm Follower
G8060	125mm	Tubular Deadbolt, 5mm Follower
G8061	65mm	Tubular Deadbolt, 8mm Follower
G8061	70mm	Tubular Deadbolt, 8mm Follower
G8061	80mm	Tubular Deadbolt, 8mm Follower
G8061	85mm	Tubular Deadbolt, 8mm Follower
G8061	90mm	Tubular Deadbolt, 8mm Follower
G8061	95mm	Tubular Deadbolt, 8mm Follower
G8061	105mm	Tubular Deadbolt, 8mm Follower
G8061	110mm	Tubular Deadbolt, 8mm Follower
G8061	115mm	Tubular Deadbolt, 8mm Follower
G8061	120mm	Tubular Deadbolt, 8mm Follower
G8061	125mm	Tubular Deadbolt, 8mm Follower

Annex B – Approved Locksets

Table 9 - Guardian 130mm Backset Horizontal Range		
New Part No	Backset	Description
G3014	130mm	3 Lever Horizontal Mortice Deadlock
G3016	130mm	3 Lever Clawbolt Horizontal Mortice Deadlock
G5014	130mm	5 Lever Horizontal Mortice Deadlock
G3016	130mm	5 Lever Clawbolt Horizontal Mortice Deadlock
G7014	130mm	Euro Profile Horizontal Mortice Deadlock
G7016	130mm	Euro Profile Clawbolt Horizontal Mortice Deadlock
G7019	130mm	Euro Profile Horizontal Mortice Auto Deadlocking Slam Lock
G7019HB	130mm	Euro Profile Horizontal Mortice Auto Deadlocking Slam Lock With Holdback
G8014	130mm	Euro Profile Horizontal Mortice Deadlock
G8016	130mm	Euro Profile Clawbolt Horizontal Mortice Deadlock

Table 10 - Benton Push & Pull Roller Bolt Sashlock Range		
New Part No	Backset	Description
B0172PP-60-P	60mm	Push & Pull Euro profile cylinder Sashlock
B0172PP-60-O	60mm	Push & Pull Oval profile cylinder Sashlock
B0172PP-80-P	80mm	Push & Pull Euro profile cylinder Sashlock
B0172PP-80-O	80mm	Push & Pull Oval profile cylinder Sashlock
B0172PP-100-P	100mm	Push & Pull Euro profile cylinder Sashlock
B0172PP-100-O	100mm	Push & Pull Oval profile cylinder Sashlock
B0872PP-60	60mm	Push & Pull Bathroom Sashlock
B0872PP-80	80mm	Push & Pull Bathroom Sashlock
B0872PP-100	100mm	Push & Pull Bathroom Sashlock

Annex C – Approved Locksets

Table 11 – Banham Locksets	
Model Ref.	Description
L2000 (Mk II)	Double cylinder deadlocking rim lock
L2000	Double cylinder rim lock (standard latch)
L2008	Dead locking rim lock
M2002	Double cylinder mortice deadlock
M2008	Single cylinder and thumb turn mortice deadlock
M5000	Euro profile double cylinder mortice deadlock
M5008	Euro profile single cylinder and thumb turn mortice deadlock
B7134-76mm	BS 3621 British standard euro profile cylinder mortice deadlock
B7134-63mm	BS 3621 British standard euro profile cylinder mortice deadlock
M97	5 lever deadlock
FD5000	Roller bolt lock
Lock cylinders	
Model Ref.	Description
BS 900/34	Banham double cylinder 34 mm euro profile
BS 900/40	Banham double cylinder 40 mm euro profile
BS 900/46	Banham double cylinder 46 mm euro profile
BS 900/52	Banham double cylinder 52 mm euro profile
BS 900/40.40	Banham double cylinder 40.40 mm euro profile
BS 900/34T.T	Banham thumbturn cylinder 34 mm euro profile
BS 900/40T.T	Banham thumbturn cylinder 40 mm euro profile
BS 900/46T.T	Banham thumbturn cylinder 46 mm euro profile
BS 900/52T.T	Banham thumbturn cylinder 52 mm euro profile
BS 900/34S.C	Banham single cylinder 34 mm euro profile