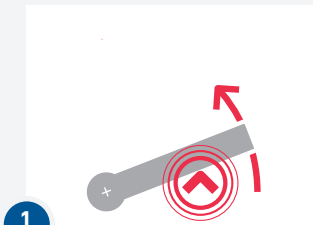


CONCEALED DOOR CLOSER Sureclose

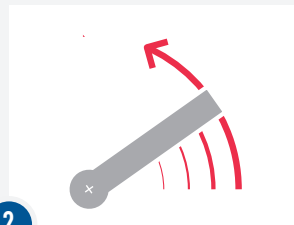
- Concealed in frame head, removing ligature points
- No floor excavations required – so ideal for refurbishments
- Powerful back check function reduces abuse to doors and keeps staff safer
- Adjustable power rating and closing speed to ensure opening force compliance



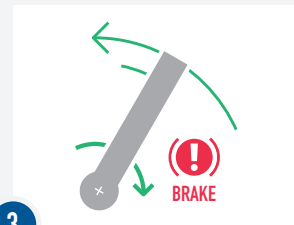
DOOR CONTROL – BACK CHECK FUNCTIONALITY



1 Door is kicked or slammed



2 Door swings opens quickly



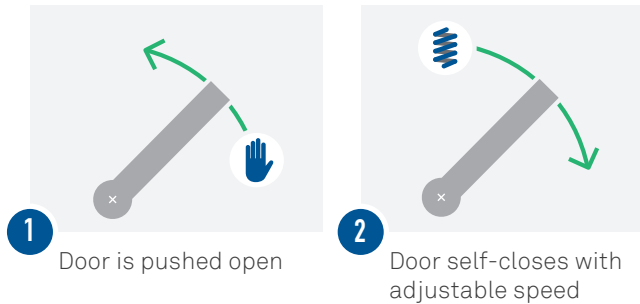
3 Internal braking systems slows door to controlled speed

Internal brake function as standard slows door under extreme force, eg kick or slam. Powerful back check function protects staff from door being used as a weapon and defends door from damage, increasing its lifespan.

DOOR CLOSER OPTIONS

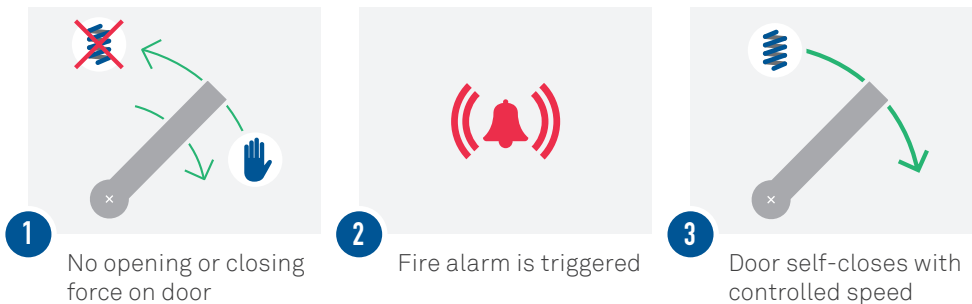
STANDARD

Automatic mechanical closer which maintains fire compartments and ensures staff safety



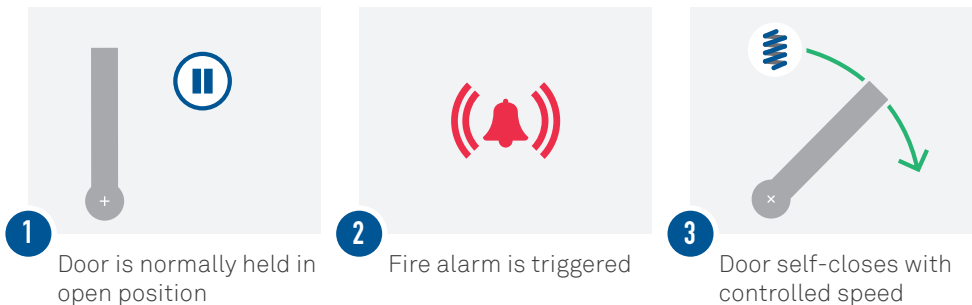
FREESWING

No opening force, ideal for leaving doors open for observation and still closes in the event of a fire alarm



HOLD-OPEN

Doors stay in the open position day to day, ideal for creating open, spacious environments



EXPLORE EACH OPTION

www.shp.help/sureclose

SAFEHINGE PRIMERA[®]
LIFESAVING DETAILS